

A photograph of the California State Capitol building, showing its iconic dome and classical architecture against a clear blue sky. An American flag is visible on the left side of the building.

Organized Retail Theft Prevention Grant

Local Evaluation Plan
Local Evaluation Report

Grantee Orientation
Data Collection and Evaluation
October 18, 2023

WHAT WE WILL DISCUSS

- ◆ Local Evaluation Plan (LEP)
- ◆ Local Evaluation Report (LER)
- ◆ Collection of Race and Ethnicity Data
- ◆ LEP Webinar
- ◆ Evaluation Tips and Suggestions
- ◆ Quarterly Progress Reports (QPR)
- ◆ QPR Webinar

WHY ARE EVALUATIONS IMPORTANT?

Why are evaluations important to you?

WHY ARE EVALUATIONS IMPORTANT?

- ◆ **Demonstrate the effectiveness of the project**
- ◆ **Provide accountability for the use of grant funds**
- ◆ **Add to the body of knowledge about the issue**

WHY ARE QUALITY LEPs AND LERs IMPORTANT?

- ◆ **Communicate effectiveness of funded projects**
- ◆ **A good evaluation starts with a good plan**
- ◆ **Having an evaluation plan is a ‘best practice’**

ABOUT OUTSIDE EVALUATORS

- ◆ **Benefits:**
 - ◆ Provide evaluation expertise
 - ◆ Can guide local evaluation throughout project
 - ◆ May improve evaluation objectivity
 - ◆ Additional resource for planning and data analysis
- ◆ If hiring an evaluator is a viable option for you,
we encourage you to do so at the earliest stage possible!

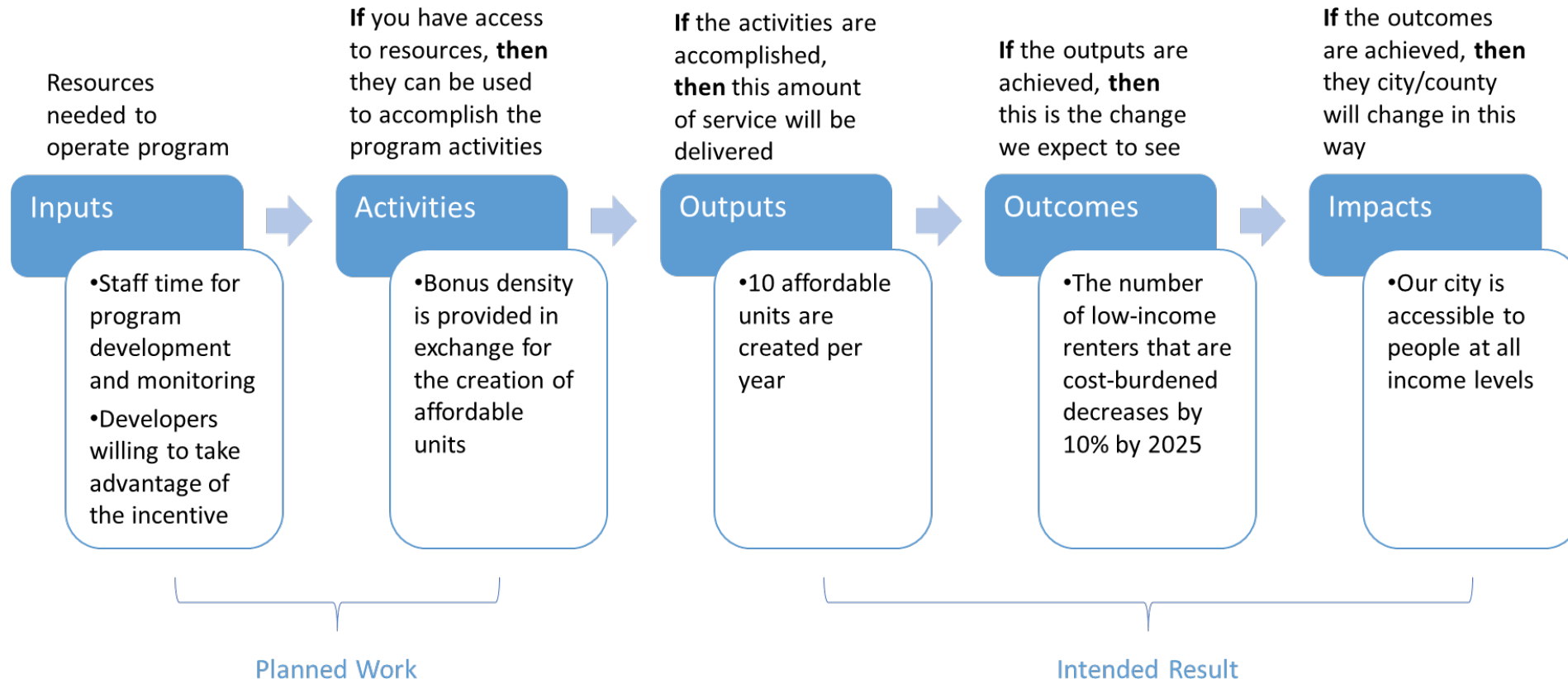
LOCAL EVALUATION PLAN

- ◆ Purpose: Ensure projects funded by the BSCC can be evaluated.
- ◆ Due by **April 1, 2024**
- ◆ Minimum Requirements:
 - ◆ Cover Page
 - ◆ Project Background
 - ◆ Project Logic Model
 - ◆ Process Evaluation Method & Design
 - ◆ Outcome Evaluation Method & Design
 - ◆ Appendices (if applicable)

LOGIC MODEL

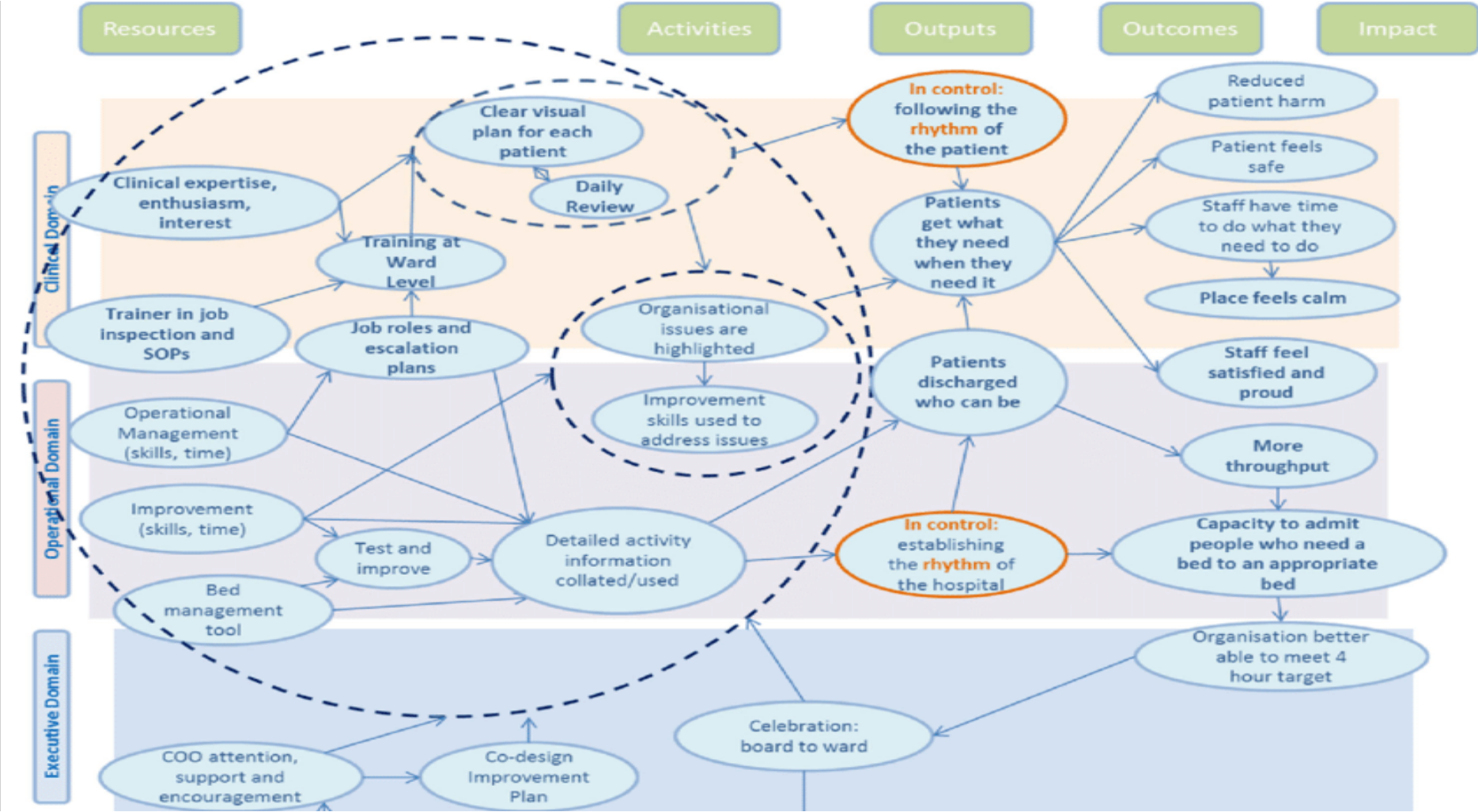
A visual representation of the project depicting the logical relationships between the inputs/resources, activities, outputs, and outcomes/impacts of a project.

EXAMPLE LOGIC MODEL



<http://mrsc.org/Home/Stay-Informed/MRSC-Insight/September-2018/Planning-with-Logic-Models.aspx>

DOES NOT NEED TO BE TOO COMPLEX



LEP WEBINAR

- ◆ **Date: January 24, 2024 at 10:00 a.m.**
 - ◆ Watch for an email with more details soon!
- ◆ Will cover more in-depth information on what we're looking for in your LEPs and will go over more resources we have for you
- ◆ Will include a Q&A period

LOCAL EVALUATION REPORT

- ◆ Purpose: document results and overall impact.
- ◆ Based on the original Local Evaluation Plan.
- ◆ Due by **June 1, 2027**
- ◆ Minimum Requirements:
 - ◆ Cover Page
 - ◆ Executive Summary
 - ◆ Project Background
 - ◆ Current Logic Model
 - ◆ Process Evaluation Method & Design
 - ◆ Outcome Evaluation Method & Design
 - ◆ Evaluation Results
 - ◆ Discussion of Results
 - ◆ Grantee Highlight
 - ◆ Appendices

A photograph of the California State Capitol building, showing its iconic dome and classical architecture against a clear blue sky. An American flag is visible on the left side of the building.

Local Evaluation Plan and Report

Questions?

A photograph of the California State Capitol building, showing its iconic dome and classical architecture under a clear blue sky. An American flag is visible on the left side of the building.

Organized Retail Theft Prevention Grant

Collection of Race/Ethnicity Data

COLLECTION OF ETHNIC ORIGIN, ETHNICITY, OR RACE DATA

- ◆ **GC 8310.5 – Required**
 - ◆ **Separate collection categories**
 - ◆ **Asian – Chinese, Japanese, Filipino, Korean, Vietnamese, Asian Indian, Laotian, Cambodian, and Other**
 - ◆ **Pacific Islander – Native Hawaiian, Guamanian, Samoan, and Other**

COLLECTION OF ETHNIC ORIGIN, ETHNICITY, OR RACE DATA

- ◆ **GC 8310.9**
 - ◆ **Number or Percent of individuals who identify with each category:**
 - ◆ Alone and not in combination with any other designation
 - ◆ Alone or in combination with other designations
 - ◆ Multiple designations
 - ◆ **Required starting January 1, 2022**

ETHNIC ORIGIN, ETHNICITY, OR RACE

Participant: _____

Instructions: Mark ALL boxes that apply. You may report more than one race/ethnicity group.

AMERICAN INDIAN OR ALASKAN NATIVE

ASIAN – Provide details below.

Chinese

Japanese

Filipino

Korean

Vietnamese

Asian Indian

Laotian

Cambodian

Other – Specify below (one letter per box).

--	--	--	--	--	--	--	--	--	--	--	--	--	--	--	--	--	--	--	--

BLACK OR AFRICAN AMERICAN

HISPANIC, LATINO, OR SPANISH

MIDDLE EASTERN OR NORTH AFRICAN

NATIVE HAWAIIAN OR OTHER PACIFIC ISLANDER – Provide details below.

Native Hawaiian

Samoan

Guamanian


Other – Specify below (one letter per box).

--	--	--	--	--	--	--	--	--	--	--	--	--	--	--	--	--	--	--	--

WHITE

OTHER ETHNIC ORIGIN, ETHNICITY, OR RACE – Print below (one letter per box).

--	--	--	--	--	--	--	--	--	--	--	--	--	--	--	--	--	--	--	--

A photograph of the California State Capitol building, showing its iconic dome and classical architecture against a clear blue sky. An American flag is visible on the left side of the building.

Organized Retail Theft Prevention Grant

Evaluation Tips and Suggestions

TIPS AND SUGGESTIONS (SEE HANDOUTS)

- ◆ **Evaluator Roles and Responsibilities**
- ◆ **Data Collection Tips**
- ◆ **Evaluation Resources**
http://www.bscc.ca.gov/s_evaluationresources/

A photograph of the California State Capitol building, showing its iconic dome and classical architecture against a clear blue sky. An American flag is visible on the left side of the building.

Organized Retail Theft Prevention Grant

Quarterly Progress Reporting

OVERVIEW

- ◆ **Purpose**
- ◆ **Development Process**
- ◆ **QPR Documents**
- ◆ **Technical Assistance**

PURPOSE OF THE QUARTERLY PROGRESS REPORTS

- ◆ Provide regular detailed updates on project implementation and outcomes for monitoring purposes
- ◆ Provide cumulative outcomes of all projects
 - ◆ Results will generalize across projects
 - ◆ Rely on aggregate data

DEVELOPING THE QUARTERLY PROGRESS REPORT

- ◆ Reviewed proposals
- ◆ Identified commonalities and points of crossover
- ◆ Created logic model examples
- ◆ Created the QPR Form

QUARTERLY PROGRESS REPORT

- ◆ Collects quarterly updates on grant spending and overall progress
- ◆ Collects quarterly evaluation data
 - ◆ Implementation of Inputs
 - ◆ Description of project activities
 - ◆ Outputs of project activities
 - ◆ Outcomes of project activities
- ◆ First QPR due: **February 15, 2024**

IMPLEMENTATION OF INPUTS

- ◆ **Staffing**
- ◆ **Partnerships**
- ◆ **Training**
- ◆ **Data Collection/Evaluation**
- ◆ **Limit Racial Bias**
- ◆ **Surveillance Technologies Compliance**

DESCRIPTION OF PROJECT ACTIVITIES

- ◆ **Number of type of equipment bought/used**
 - ◆ **Software**
 - ◆ **Drones**
 - ◆ **LPRs**
- ◆ **Number of Operations planned, completed**
- ◆ **Number of Etching events**

OUTPUTS OF PROJECT ACTIVITIES

- ◆ **Number of ORT/MVT/MVAT incidents**
- ◆ **Number of calls for service responded to**
- ◆ **Number of License Plates read**
- ◆ **Number of catalytic converters marked/etched**

OUTCOMES OF PROJECT ACTIVITIES

- ◆ **Number of ORT/MVT/MVAT apprehensions**
- ◆ **Response time to service calls**
- ◆ **Number of License Plates read to lead to arrest**
- ◆ **Number of catalytic converters marked/etched flagged due to marking/etching**

QPR WEBINAR

- ◆ **Date: December 2023**
 - ◆ Date is tentative
- ◆ Cover more in-depth information and a Q&A period
- ◆ Draft out for feedback in mid-November

A photograph of the California State Capitol building, showing its iconic dome and classical architecture, set against a clear blue sky. An American flag is visible on the left side of the building.

Questions?

IMPORTANT TAKEAWAYS

- ◆ Local Evaluation Plan (LEP): Due April 1, 2024
 - ◆ Use the template
 - ◆ Reply to all prompts in detail
 - ◆ Evaluators are great resources
 - ◆ Finalized LEPs are posted on BSCC's website
 - ◆ LEP Webinar January 24, 2024

- ◆ Quarterly Progress Report (QPR): Due February 15, 2024
 - ◆ Draft out for feedback in November
 - ◆ Data collection for progress of projects
 - ◆ Data for LER and Statewide Evaluation Report
 - ◆ QPR Webinar in December 2023 - Tentative