



# Juvenile Detention Profile Survey (JDPS)

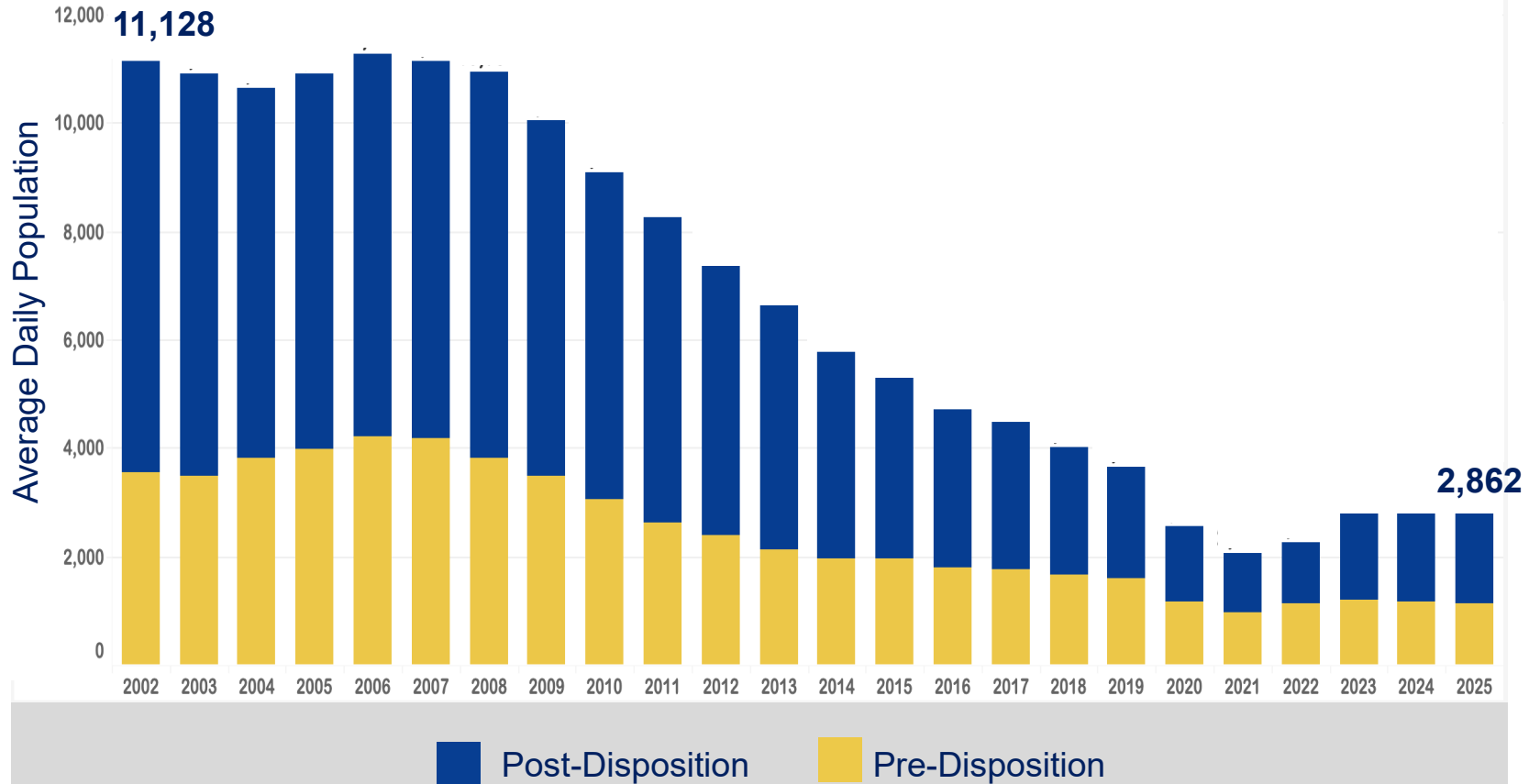
## Data Reporter Training 2026



March 24, 2026

# Average Daily Population

Juvenile Halls, SPJHs, Camps, & SYTFs



# Agenda

---

---

- 1 Welcome
- 2 Overview
- 3 Objectives
- 4 General Guidelines
- 5 Monthly Survey
- 6 Quarterly Survey
- 7 Data Reporting
- 8 Data Publication
- 9 Wrap Up & Follow-Ups
- 10 Questions

# Overview

---


---

# Overview

---

---

- Today's training
  - Session will be **recorded**
  - Use the **Chat** button in Zoom to ask questions
  - Questions will be answered + additional time at end
  
- Training is a *supplement* to the updated JDPS Workbook
  - In-depth review of Monthly & Quarterly Surveys
  - Changes to survey
  - Distributing final 2026 JDPS Workbook in April
  - Incorporating feedback from sessions
  
- Opportunities for collaboration





# **Juvenile Detention Profile Survey Workbook**

Instructions for Monthly & Quarterly Forms

**Agency Update 2026**

# Objectives

---

---

**By the end of this training, you will be able to:**

- 1. Interpret and apply definitions, data rules, and reporting standards from throughout the JDPS Workbook**
2. Demonstrate correct data entry procedures in the JDPS Online Survey Portal
3. Apply workbook guidelines to accurately complete each section of the Monthly and Quarterly Surveys
4. Identify the 2026 updates to the JDPS survey
5. Understand the purpose, structure, and required reporting timelines of JDPS

# Objectives

---

---

**By the end of this training, you will be able to:**

- 1. Interpret and apply definitions, data rules, and reporting standards from throughout the JDPS Workbook**
- 2. Demonstrate correct data entry procedures in the JDPS Online Survey Portal**
3. Apply workbook guidelines to accurately complete each section of the Monthly and Quarterly Surveys
4. Identify the 2026 updates to the JDPS survey
5. Understand the purpose, structure, and required reporting timelines of JDPS

# Objectives

---

---

**By the end of this training, you will be able to:**

- 1. Interpret and apply definitions, data rules, and reporting standards from throughout the JDPS Workbook**
- 2. Demonstrate correct data entry procedures in the JDPS Online Survey Portal**
- 3. Apply workbook guidelines to accurately complete each section of the Monthly and Quarterly Surveys**
4. Identify the 2026 updates to the JDPS survey
5. Understand the purpose, structure, and required reporting timelines of JDPS

# Objectives

---

---

**By the end of this training, you will be able to:**

- 1. Interpret and apply definitions, data rules, and reporting standards from throughout the JDPS Workbook**
- 2. Demonstrate correct data entry procedures in the JDPS Online Survey Portal**
- 3. Apply workbook guidelines to accurately complete each section of the Monthly and Quarterly Surveys**
- 4. Identify the 2026 updates to the JDPS survey**
5. Understand the purpose, structure, and required reporting timelines of JDPS

# Objectives

---

---

**By the end of this training, you will be able to:**

- 1. Interpret and apply definitions, data rules, and reporting standards from throughout the JDPS Workbook**
- 2. Demonstrate correct data entry procedures in the JDPS Online Survey Portal**
- 3. Apply workbook guidelines to accurately complete each section of the Monthly and Quarterly Surveys**
- 4. Identify the 2026 updates to the JDPS survey**
- 5. Understand the purpose, structure, and required reporting timelines of JDPS**

# General Guidelines

---

---

# General Guidelines

---

---

## Facilities

# Facilities

---

---

- JH ➤ Juvenile Hall / Special Purpose Juvenile Hall (SPJH)
- Camp ➤ Camp / Ranch
- SYTF ➤ Secure Youth Treatment Facility (SYTF)
  - Do not capture in questions specific to juvenile halls
  - Do not capture in questions specific to camps
- ACP ➤ “Other Juveniles” = Alternative Confinement Programs (ACPs)
  - Juveniles on home supervision with electronic monitoring +
  - Juveniles on home supervision without electronic monitoring +
  - Any other alternative confinement programs
  - This is not a catch-all category; it is capturing alternatives to confinement

# Monthly Survey

BOARD OF STATE AND COMMUNITY CORRECTIONS MONTHLY JUVENILE DETENTION SURVEY												
For survey information and variable definitions please refer to the JDS Survey Workbook (PDF).												
Agency:				Reporting Period:		Month: <b>March</b>		Year: <b>2026</b>				
Person Reporting:				Date:		3/16/2026						
Phone:												
Section A: Detention Locations												
Juvenile Hall	Population Cap		One-Day Snapshot				Average Daily Population				Total ADP	
	Self	Court	Misdemeanor	Felony	Pre-Disposition	Post-Disposition	Male	Female	Male	Female		
1) (Facility Name)												0
Camp / Ranch	Self	Court	Male	Female	Male	Female			Male	Female		Total ADP
3) (Facility Name)												0
Secure Youth Treatment Facilities	Self	Court	Male	Female	Male	Female			Male	Female		Total ADP
2) (Facility Name)												0
Other Juveniles In The System			Male	Female	Male	Female	Male	Female	Male	Female	Total ADP	
1)	Juveniles on home supervision with electronic monitoring.											0
2)	Juveniles on home supervision without electronic monitoring.											0
3)	Juveniles in alternative confinement programs.											0
Section B: Crowding												
B1)	Average daily population of juveniles in other jurisdictions DUE TO LACK OF SPACE.											
B2)	Number of juveniles released early DUE TO LACK OF SPACE.											
B3)	Number of days in the month that one or more of your facilities exceeded the Rated Capacity.											
Section C: Mental Health (Snapshot)												
C1)	Number of open mental health cases on this day.											
C2)	Number of juveniles receiving psychotropic medication on this day.											
Section D: Highest One-Day Detention Population												
D1)	Date of highest total detention population.										MM/DD/YYYY	
D2)	Juvenile Hall population on this date.											
D3)	Camp / Ranch population on this date.											
D4)	Population of "Other Juveniles in the System" on this date.											
Section E: Bookings												
E1)	Number of Juvenile Hall bookings this month.											
E2)	Number of bookings this month for weapon-related offenses.											
E3)	Number of 601 bookings this month.											
E4)	Number of 777 bookings this month.											
E5)	Number of direct file (WIC 602(b) and 707(d)) bookings this month.											
											<b>NC</b>	
<input type="button" value="Back"/> <input type="button" value="Submit"/>												

# Quarterly Survey

BOARD OF STATE AND COMMUNITY CORRECTIONS QUARTERLY JUVENILE DETENTION SURVEY											
For survey information and variable definitions please refer to the JDS Survey Workbook (PDF).											
Agency:				Reporting Period:		Quarter: <b>First Quarter</b>		Year: <b>2026</b>			
Person Reporting:				Date:		3/16/2026					
Phone:											
SECTION A. Final Month of the Quarter (One-Day Snapshot)											
Juvenile Halls Only											
Pre-Disposition Juveniles who are:											
Detained for a 707(b) offense											
Post Disposition Minors who are:											
Awaiting placement											
Awaiting transfer to Youth Authority											
Awaiting transport to a camp											
Court commitments to juvenile hall (Ricardo M)											
Juveniles in the Adult Court Process who are:											
Found unfit per 707.01 WIC											
Direct files to Adult Court-602(b) and 707(d) WIC											
All Detention Facilities											
Hospitalized outside detention facility for MEDICAL CARE											
Hospitalized outside detention facility for MENTAL HEALTH CARE											
Believed to be criminal aliens											
Section B. Breakdown by Age for Juveniles in Detention (One-Day Snapshot)											
Number of juveniles in detention, in each age range, in each category	Age Ranges		Juvenile Hall(s)		Camps						
	Under 12										
	12 to 14										
	15 to 17										
	18 and over										
Total		0		0							
Section C. Average Length Of Stay											
1) Juvenile Hall (all releases)											
A) Juvenile Hall to Camps											
B) Juvenile Hall to other out-of-home placements (i.e. group homes or foster homes)											
C) Juvenile Halls who were found unfit (per juvenile court)											
D) Juvenile Hall who were direct filings to adult court											
2) Camps (all releases)											
Section D. Cumulative Total For The Quarter											
Detainee Behavior		Juvenile Halls		Camp(s)		Other Detention					
1) Assaults by juveniles on staff.											
2) Escapes.											
3) Suicide attempts.											
4) Suicides.											
<input type="button" value="Back"/> <input type="button" value="Submit"/>											

# Juvenile Halls

## Monthly Survey

**BOARD OF STATE AND COMMUNITY CORRECTIONS**  
**MONTHLY JUVENILE DETENTION SURVEY**

For survey information and variable definitions please refer to the JDS Survey Workbook ([PDF](#)).

Agency: \_\_\_\_\_

Person Reporting: \_\_\_\_\_ Reporting Period: Month: **March** Year: **2026**

Phone: \_\_\_\_\_ Date: **3/16/2026**

**Section A: Detention Locations**

1)	Juvenile Hall (Facility Name)	Population Cap		One-Day Snapshot				Average Daily Population				Total ADP		
		Self	Court	Misdemeanor		Felony		Pre-Disposition		Post-Disposition				
				Male	Female	Male	Female	Male	Female	Male	Female		Male	Female
													0	
3)	Camp / Ranch (Facility Name)													0
2)	Secure Youth Treatment Facilities (Facility Name)													0
<b>Other Juveniles In The System</b>				Male	Female	Male	Female	Male	Female	Male	Female	Total ADP		
1)	Juveniles on home supervision with electronic monitoring.													0
2)	Juveniles on home supervision without electronic monitoring.													0
3)	Juveniles in alternative confinement programs.													0

**Section B: Crowding**

B1) Average daily population of juveniles in other jurisdictions DUE TO LACK OF SPACE.

B2) Number of juveniles released early DUE TO LACK OF SPACE.

B3) Number of days in the month that one or more of your facilities exceeded the Rated Capacity.

**Section C: Mental Health (Snapshot)**

C1) Number of open mental health cases on this day.

C2) Number of juveniles receiving psychotropic medication on this day.

**Section D: Highest One-Day Detention Population**

D1) Date of highest total detention population.  M/DD/YYYY

D2) Juvenile Hall population on this date.

D3) Camp / Ranch population on this date.

D4) Population of "Other Juveniles in the System" on this date.

**Section E: Bookings**

E1) Number of Juvenile Hall bookings this month.

E2) Number of bookings this month for weapon-related offenses.

E3) Number of 601 bookings this month.

E4) Number of 777 bookings this month.

E5) Number of direct file (WIC 602(b) and 707(d)) bookings this month.  **NC**

[Back](#) [Submit](#)

## Quarterly Survey

**BOARD OF STATE AND COMMUNITY CORRECTIONS**  
**QUARTERLY JUVENILE DETENTION SURVEY**

For survey information and variable definitions please refer to the JDS Survey Workbook ([PDF](#)).

Agency: \_\_\_\_\_

Person Reporting: \_\_\_\_\_ Reporting Period: Quarter: **First Quarter** Year: **2026**

Phone: \_\_\_\_\_ Date: **3/16/2026**

**SECTION A: Final Month of the Quarter (One-Day Snapshot)**

Juvenile Halls Only

Pre-Disposition Juveniles who are:

Detained for a 707(b) offense

Post Disposition Minors who are:

Awaiting placement  Awaiting transfer to Youth Authority  **NC**

Awaiting transport to a camp  Court commitments to juvenile hall (Ricardo M)

Juveniles in the Adult Court Process who are:

Found unfit per 707.01 WIC  Direct files to Adult Court-602(b) and 707(d) WIC  **NC**

All Detention Facilities

Hospitalized outside detention facility for MEDICAL CARE

Hospitalized outside detention facility for MENTAL HEALTH CARE

Believed to be criminal aliens  **NC**

**Section B: Breakdown by Age for Juveniles in Detention (One-Day Snapshot)**

Number of juveniles in detention, in each age range, in each category	Age Ranges	Juvenile Hall(s)	Camps
		Under 12	<input type="text"/>
	12 to 14	<input type="text"/>	<input type="text"/>
	15 to 17	<input type="text"/>	<input type="text"/>
	18 and over	<input type="text"/>	<input type="text"/>
	Total	<input type="text"/>	<input type="text"/>

**Section C: Average Length Of Stay**

1) Juvenile Hall (all releases)

A) Juvenile Hall to Camps

B) Juvenile Hall to other out-of-home placements (i.e. group homes or foster homes)

C) Juvenile Halls who were found unfit (per juvenile court)

D) Juvenile Hall who were direct filings to adult court  **NC**

2) Camps (all releases)

**Section D: Cumulative Total For The Quarter**

Detainee Behavior	Juvenile Halls	Camp(s)	Other Detention
1) Assaults by juveniles on staff.	<input type="text"/>	<input type="text"/>	<input type="text"/>
2) Escapes.	<input type="text"/>	<input type="text"/>	<input type="text"/>
3) Suicide attempts.	<input type="text"/>	<input type="text"/>	<input type="text"/>
4) Suicides.	<input type="text"/>	<input type="text"/>	<input type="text"/>

[Back](#) [Submit](#)

# Camps & Ranches

## Monthly Survey

**BOARD OF STATE AND COMMUNITY CORRECTIONS**  
**MONTHLY JUVENILE DETENTION SURVEY**

For survey information and variable definitions please refer to the JDS Survey Workbook ([PDF](#)).

Agency: \_\_\_\_\_

Person Reporting: \_\_\_\_\_ Reporting Period: Month: **March** Year: **2026**

Phone: \_\_\_\_\_ Date: **3/16/2026**

**Section A: Detention Locations**

Juvenile Hall	Population Cap		One-Day Snapshot				Average Daily Population				Total ADP	
	Self	Court	Misdemeanor	Felony	Pre-Disposition	Post-Disposition	Male	Female	Male	Female		
1) (Facility Name)												0
3) (Facility Name)												0
2) (Facility Name)												0
Other Juveniles In The System			Male	Female	Male	Female	Male	Female	Male	Female	Total ADP	
1) Juveniles on home supervision with electronic monitoring.												0
2) Juveniles on home supervision without electronic monitoring.												0
3) Juveniles in alternative confinement programs.												0

**Section B: Crowding**

B1) Average daily population of juveniles in other jurisdictions DUE TO LACK OF SPACE.

B2) Number of juveniles released early DUE TO LACK OF SPACE.

B3) Number of days in the month that one or more of your facilities exceeded the Rated Capacity.

**Section C: Mental Health (Snapshot)**

C1) Number of open mental health cases on this day.

C2) Number of juveniles receiving psychotropic medication on this day.

**Section D: Highest One-Day Detention Population**

D1) Date of highest total detention population.  M/DD/YYYY

D2) Juvenile Hall population on this date.

D3) Camp / Ranch population on this date.

D4) Population of "Other Juveniles in the System" on this date.

**Section E: Bookings**

E1) Number of Juvenile Hall bookings this month.

E2) Number of bookings this month for weapon-related offenses.

E3) Number of 601 bookings this month.

E4) Number of 777 bookings this month.

E5) Number of direct file (WIC 602(b) and 707(d)) bookings this month.  **NC**

[Back](#) [Submit](#)

## Quarterly Survey

**BOARD OF STATE AND COMMUNITY CORRECTIONS**  
**QUARTERLY JUVENILE DETENTION SURVEY**

For survey information and variable definitions please refer to the JDS Survey Workbook ([PDF](#)).

Agency: \_\_\_\_\_

Person Reporting: \_\_\_\_\_ Reporting Period: Quarter: **First Quarter** Year: **2026**

Phone: \_\_\_\_\_ Date: **3/16/2026**

**SECTION A. Final Month of the Quarter (One-Day Snapshot)**

Juvenile Halls Only

Pre-Disposition Juveniles who are:

Detained for a 707(b) offense

Post Disposition Minors who are:

Awaiting placement  Awaiting transfer to Youth Authority  **NC**

Awaiting transport to a camp  Court commitments to juvenile hall (Ricardo M)

Juveniles in the Adult Court Process who are:

Found unfit per 707.01 WIC  Direct files to Adult Court-602(b) and 707(d) WIC  **NC**

All Detention Facilities

Hospitalized outside detention facility for MEDICAL CARE

Hospitalized outside detention facility for MENTAL HEALTH CARE

Believed to be criminal aliens  **NC**

**Section B. Breakdown by Age for Juveniles in Detention (One-Day Snapshot)**

Number of juveniles in detention, in each age range, in each category	Age Ranges	Juvenile Hall(s)	Camps
	Under 12	<input type="text"/>	<input type="text"/>
12 to 14	<input type="text"/>	<input type="text"/>	<input type="text"/>
15 to 17	<input type="text"/>	<input type="text"/>	<input type="text"/>
18 and over	<input type="text"/>	<input type="text"/>	<input type="text"/>
Total	<input type="text"/>	0	0

**Section C. Average Length Of Stay**

1) Juvenile Hall (all releases)

A) Juvenile Hall to Camps

B) Juvenile Hall to other out-of-home placements (i.e. group homes or foster homes)

C) Juvenile Halls who were found unfit (per juvenile court)

D) Juvenile Hall who were direct filings to adult court  **NC**

2) Camps (all releases)

**Section D. Cumulative Total For The Quarter**

Detainee Behavior	Juvenile Halls	Camp(s)	Other Detention
1) Assaults by juveniles on staff.	<input type="text"/>	<input type="text"/>	<input type="text"/>
2) Escapes.	<input type="text"/>	<input type="text"/>	<input type="text"/>
3) Suicide attempts.	<input type="text"/>	<input type="text"/>	<input type="text"/>
4) Suicides.	<input type="text"/>	<input type="text"/>	<input type="text"/>

[Back](#) [Submit](#)

# Secure Youth Treatment Facilities (SYTFs) Monthly Survey

**BOARD OF STATE AND COMMUNITY CORRECTIONS**  
MONTHLY JUVENILE DETENTION SURVEY

For survey information and variable definitions please refer to the JDS Survey Workbook ([PDF](#)).

Agency: \_\_\_\_\_

Person Reporting: \_\_\_\_\_ Reporting Period: Month: **March** Year: **2026**

Phone: \_\_\_\_\_ Date: **3/16/2026**

**Section A: Detention Locations**

Juvenile Hall	Population Cap		One-Day Snapshot				Average Daily Population				Total ADP	
	Self	Court	Misdemeanor	Felony	Pre-Disposition	Post-Disposition	Male	Female	Male	Female		
1) (Facility Name)												0
Camp / Ranch	Self	Court	Male	Female	Male	Female			Male	Female	Total ADP	
3) (Facility Name)												0
Secure Youth Treatment Facilities			Self	Court	Male	Female	Male	Female	Male	Female	Total ADP	
2) (Facility Name)												0
Other Juveniles In The System					Male	Female	Male	Female	Male	Female	Total ADP	
1)	Juveniles on home supervision with electronic monitoring.											0
2)	Juveniles on home supervision without electronic monitoring.											0
3)	Juveniles in alternative confinement programs.											0

# Quarterly Survey

**BOARD OF STATE AND COMMUNITY CORRECTIONS**  
QUARTERLY JUVENILE DETENTION SURVEY

For survey information and variable definitions please refer to the JDS Survey Workbook ([PDF](#)).

Agency: \_\_\_\_\_

Person Reporting: \_\_\_\_\_ Reporting Period: Quarter: **First Quarter** Year: **2026**

Phone: \_\_\_\_\_ Date: **3/16/2026**

**SECTION A. Final Month of the Quarter (One-Day Snapshot)**

Juvenile Halls Only

Pre-Disposition Juveniles who are:

Detained for a 707(b) offense

Post Disposition Minors who are:

Awaiting placement  Awaiting transfer to Youth Authority  **NC**

Awaiting transport to a camp  Court commitments to juvenile hall (Ricardo M)

Juveniles in the Adult Court Process who are:

Found unfit per 707.01 WIC  Direct files to Adult Court-602(b) and 707(d) WIC  **NC**

All Detention Facilities

Hospitalized outside detention facility for MEDICAL CARE

Hospitalized outside detention facility for MENTAL HEALTH CARE

Believed to be criminal aliens  **NC**

**Section B. Breakdown by Age for Juveniles in Detention (One-Day Snapshot)**

Age Ranges	Juvenile Hall(s)	Camps
12 to 14		
15 to 17		
18 and over		
Total	0	0

**Section C. Average Length Of Stay**

1) Juvenile Hall (all releases)

A) Juvenile Hall to Camps

B) Juvenile Hall to other out-of-home placements (i.e. group homes or foster homes)

C) Juvenile Halls who were found unfit (per juvenile court)

D) Juvenile Hall who were direct filings to adult court  **NC**

2) Camps (all releases)

**Section D. Cumulative Total For The Quarter**

Detainee Behavior	Juvenile Halls	Camp(s)	Other Detention
1) Assaults by juveniles on staff.			
2) Escapes.			
3) Suicide attempts.			
4) Suicides.			

[Back](#) [Submit](#)

# “Other Juveniles” (ACPs)

## Monthly Survey

## Quarterly Survey

**BOARD OF STATE AND COMMUNITY CORRECTIONS**  
**MONTHLY JUVENILE DETENTION SURVEY**

For survey information and variable definitions please refer to the JDS Survey Workbook ([PDF](#)).

Agency: \_\_\_\_\_

Person Reporting: \_\_\_\_\_ Reporting Period: Month: **March** Year: **2026**

Phone: \_\_\_\_\_ Date: **3/16/2026**

**Section A: Detention Locations**

Juvenile Hall	Population Cap		One-Day Snapshot				Average Daily Population				Total ADP
	Self	Court	Misdemeanor	Felony	Pre-Disposition	Post-Disposition	Male	Female	Male	Female	
1) (Facility Name)											0
Camp / Ranch	Self	Court	Male	Female	Male	Female			Male	Female	Total ADP
3) (Facility Name)											0
Secure Youth Treatment Facilities	Self	Court	Male	Female	Male	Female			Male	Female	Total ADP
2) (Facility Name)											0

Other Juveniles In The System		Male	Female	Male	Female	Male	Female	Male	Female	Total ADP
1)	Juveniles on home supervision with electronic monitoring.									0
2)	Juveniles on home supervision without electronic monitoring.									0
3)	Juveniles in alternative confinement programs.									0

**Section B: Crowding**

B1) Average daily population of juveniles in other jurisdictions DUE TO LACK OF SPACE. \_\_\_\_\_

B2) Number of juveniles released early DUE TO LACK OF SPACE. \_\_\_\_\_

B3) Number of days in the month that one or more of your facilities exceeded the Rated Capacity. \_\_\_\_\_

**Section C: Mental Health (Snapshot)**

C1) Number of open mental health cases on this day. \_\_\_\_\_

C2) Number of juveniles receiving psychotropic medication on this day. \_\_\_\_\_

**Section D: Highest One-Day Detention Population**

D1) Date of highest total detention population.

D2) Juvenile Hall population on this date. \_\_\_\_\_

D3) Camp / Ranch population on this date. \_\_\_\_\_

D4) Population of "Other Juveniles in the System" on this date. \_\_\_\_\_

**Section E: Bookings**

E1) Number of Juvenile Hall bookings this month. \_\_\_\_\_

E2) Number of bookings this month for weapon-related offenses. \_\_\_\_\_

E3) Number of 601 bookings this month. \_\_\_\_\_

E4) Number of 777 bookings this month. \_\_\_\_\_

E5) Number of direct file (WIC 602(b) and 707(d)) bookings this month. **NC**

**BOARD OF STATE AND COMMUNITY CORRECTIONS**  
**QUARTERLY JUVENILE DETENTION SURVEY**

For survey information and variable definitions please refer to the JDS Survey Workbook ([PDF](#)).

Agency: \_\_\_\_\_

Person Reporting: \_\_\_\_\_ Reporting Period: Quarter: **First Quarter** Year: **2026**

Phone: \_\_\_\_\_ Date: **3/16/2026**

**SECTION A. Final Month of the Quarter (One-Day Snapshot)**

Juvenile Halls Only

Pre-Disposition Juveniles who are:

Detained for a 707(b) offense \_\_\_\_\_

Post Disposition Minors who are:

Awaiting placement \_\_\_\_\_ Awaiting transfer to Youth Authority **NC**

Awaiting transport to a camp \_\_\_\_\_ Court commitments to juvenile hall (Ricardo M)

Juveniles in the Adult Court Process who are:

Found unfit per 707.01 WIC \_\_\_\_\_ Direct files to Adult Court-602(b) and 707(d) WIC **NC**

All Detention Facilities

Hospitalized outside detention facility for MEDICAL CARE \_\_\_\_\_

Hospitalized outside detention facility for MENTAL HEALTH CARE \_\_\_\_\_

Believed to be criminal aliens **NC**

**Section B. Breakdown by Age for Juveniles in Detention (One-Day Snapshot)**

Age Ranges	Juvenile Hall(s)		Camps	
	Number of juveniles in detention, in each age range, in each category			
Under 12				
12 to 14				
15 to 17				
18 and over				
Total	0		0	

**Section C. Average Length Of Stay**

1) Juvenile Hall (all releases)

A) Juvenile Hall to Camps \_\_\_\_\_

B) Juvenile Hall to other out-of-home placements (i.e. group homes or foster homes) \_\_\_\_\_

C) Juvenile Halls who were found unfit (per juvenile court) \_\_\_\_\_

D) Juvenile Hall who were direct filings to adult court \_\_\_\_\_

2) Camps (all releases) **NC**

**Section D. Cumulative Total For The Quarter**

Detainee Behavior	Juvenile Halls	Camp(s)	Other Detention
1) Assaults by juveniles on staff.			
2) Escapes.			
3) Suicide attempts.			
4) Suicides.			

# Monthly Survey

**BOARD OF STATE AND COMMUNITY CORRECTIONS**  
**MONTHLY JUVENILE DETENTION SURVEY**

For survey information and variable definitions please refer to the JDS Survey Workbook ([PDF](#)).

Agency: \_\_\_\_\_

Person Reporting: \_\_\_\_\_ Reporting Period: Month: **March** Year: **2026**

Phone: \_\_\_\_\_ Date: **3/16/2026**

**Section A: Detention Locations**

1)	(Facility Name)	Population Cap		One-Day Snapshot				Average Daily Population				Total ADP		
		Self	Court	Misdemeanor		Felony		Pre-Disposition		Post-Disposition				
				Male	Female	Male	Female	Male	Female	Male	Female		Male	Female
													0	
3)	(Facility Name)													0
2)	(Facility Name)													0

**Other Juveniles In The System**

1)	Juveniles on home supervision with electronic monitoring.	Male	Female	Male	Female	Male	Female	Male	Female	Total ADP
										0
2)	Juveniles on home supervision without electronic monitoring.									0
3)	Juveniles in alternative confinement programs.									0

**Section B: Crowding**

B1) Average daily population of juveniles in other jurisdictions DUE TO LACK OF SPACE. 0

B2) Number of juveniles released early DUE TO LACK OF SPACE. 0

B3) Number of days in the month that one or more of your facilities exceeded the Rated Capacity. 0

**Section C: Mental Health (Snapshot)**

C1) Number of open mental health cases on this day. 0

C2) Number of juveniles receiving psychotropic medication on this day. 0

**Section D: Highest One-Day Detention Population**

D1) Date of highest total detention population. MM/DD/YY

D2) Juvenile Hall population on this date. 0

D3) Camp / Ranch population on this date. 0

D4) Population of "Other Juveniles in the System" on this date. 0

**Section E: Bookings**

E1) Number of Juvenile Hall bookings this month. 0

E2) Number of bookings this month for weapon-related offenses. 0

E3) Number of 601 bookings this month. 0

E4) Number of 777 bookings this month. 0

E5) Number of direct file (WIC 602(b) and 707(d)) bookings this month. NC

[Back](#) [Submit](#)

# Quarterly Survey

**BOARD OF STATE AND COMMUNITY CORRECTIONS**  
**QUARTERLY JUVENILE DETENTION SURVEY**

For survey information and variable definitions please refer to the JDS Survey Workbook ([PDF](#)).

Agency: \_\_\_\_\_

Person Reporting: \_\_\_\_\_ Reporting Period: Quarter: **First Quarter** Year: **2026**

Phone: \_\_\_\_\_ Date: **3/16/2026**

**SECTION A. Final Month of the Quarter (One-Day Snapshot)**

Juvenile Halls Only

Pre-Disposition Juveniles who are:

Detained for a 707(b) offense. 0

Post Disposition Minors who are:

Awaiting placement. 0 Awaiting transfer to Youth Authority. NC

Awaiting transport to a camp. 0 Court commitments to juvenile hall (Ricardo M). 0

Juveniles in the Adult Court Process who are:

Found unfit per 707.01 WIC. 0 Direct files to Adult Court-602(b) and 707(d) WIC. NC

All Detention Facilities

Hospitalized outside detention facility for MEDICAL CARE. 0

Hospitalized outside detention facility for MENTAL HEALTH CARE. 0

Believed to be criminal aliens. NC

**Section B. Breakdown by Age for Juveniles in Detention (One-Day Snapshot)**

Number of juveniles in detention, in each age range, in each category	Age Ranges	Juvenile Hall(s)	Camps
		Under 12	0
	12 to 14	0	0
	15 to 17	0	0
	18 and over	0	0
	Total	0	0

**Section C. Average Length Of Stay**

1) Juvenile Hall (all releases)

A) Juvenile Hall to Camps. 0

B) Juvenile Hall to other out-of-home placements (i.e. group homes or foster homes). 0

C) Juvenile Halls who were found unfit (per juvenile court). 0

D) Juvenile Hall who were direct filings to adult court. NC

2) Camps (all releases). 0

**Section D. Cumulative Total For The Quarter**

Detainee Behavior	Juvenile Halls	Camp(s)	Other Detention
1) Assaults by juveniles on staff.	0	0	0
2) Escapes.	0	0	0
3) Suicide attempts.	0	0	0
4) Suicides.	0	0	0

[Back](#) [Submit](#)

Juvenile Halls  
Camps & Ranches  
Secure Youth Treatment Facilities (SYTFs)  
"Other Juveniles" (ACPs)



# General Guidelines

---

---

## New Facilities & Closures

# New Facilities & Closures

---

---

- The names of the juvenile halls, camps/ranches, and SYTFs for each agency are pre-populated
- Contact [JDPS@bscc.ca.gov](mailto:JDPS@bscc.ca.gov) for any necessary changes to your county's listed facilities
  - Adding a new facility
  - Official closure of a facility
  - Renaming a facility

# General Guidelines

---

---

## Data Entry

# Data Entry Types

---

---

- ❑ Average Daily Population (ADP)
  - Whole numbers (rounded)
  - Calculated by:
    - Collecting daily count at the same time each day (at or near midnight),
    - Adding together daily counts for each day of the month, then
    - Dividing this sum by the number of days in that month
  
- ❑ One-Day Snapshot
  - Whole numbers
  - Total number reported from single-day count
  - Taken at 0600 hours on the 15<sup>th</sup> day of the month
  
- ❑ Average Length of Stay (ALS)
  - Calculated to **one decimal place**
  - Only includes **released** juveniles
  - Quarterly Section C
  - Cannot enter 0 (*enter U instead*)

# Data Entry Guidelines

---

---

- No empty entries allowed (will not allow submission)
- Nearest whole number (except ALS)
- **Avoid duplicated counts** of the same individuals
- Youth on **furlough**
  - Furloughed youth should only be included while they are physically residing within the facility.
  - Do not count furloughed youth while they are on furlough.
- **Do not report** youth who have been sent to other jurisdictions or who are being held in another county's facilities, pending return to the reporting agency's facility
- **Do report** youth who are within your county, even if they were sent by another county

# Allowable Data Entries

**D** Does not apply

- No such facility
- Policy or law specifically prohibits

**U** Unavailable

- Data not available at this time
- Agency does not collect this data
- Average Length of Stay = 0

**0** Zero

- Agency does collect & value is 0 for that time period

**Numeric**

- Numeric value
- Whole number for all entries except ALS
- ALS is to one decimal

## Appendix III: Quick Reference Guide

1. Use “D” (Does Not Apply)
  - Enter D if the variable **never** applies to the reporting agency.
  - Example: The reporting agency does not run a camp.
  - Example: The reporting agency has a policy that explicitly prohibits 601 bookings.
2. Use “U” (Unavailable)
  - Enter U if the variable **sometimes** applies, but the data is not available for this reporting period.
  - Example: The reporting agency provides mental health services, but case data was not available at the time of submission
3. Use “0” (Zero)
  - Enter 0 if the variable **sometimes** applies, but it did not occur during the reporting period.
  - Example: The reporting agency transports youth to camp, but there were zero youth transported to camp this period.

### Important Exception:

For the Quarterly Survey – Section C: Average Length of Stay, “0” is NOT a valid entry. If no releases occurred during this period, report “U.”

# Monthly Survey

---

---

# Monthly Survey Submission

BOARD OF STATE AND COMMUNITY CORRECTIONS JUVENILE DETENTIONS SURVEY		
Parameter	Input	Description
Agency:	<input type="text"/>	Your reporting agency.
Survey Type:	<input type="text"/>	Select the survey type for the period for which you are reporting.
Pass Code:	<input type="text"/>	Your assigned pass code.

- Submit the Monthly and Quarterly surveys at: <https://app.bscc.ca.gov/JDS/Account/Login>
- Submit a separate survey for each month and quarter
- Select your agency (by county)
- Select the survey type and time period
- Enter county's 3-digit unique passcode
- Click *Login*

# MONTHLY SURVEY

## BOARD OF STATE AND COMMUNITY CORRECTIONS MONTHLY JUVENILE DETENTION SURVEY

For survey information and variable definitions please refer to the JDPS Survey Workbook ([PDF](#)).

<b>Agency:</b>			
<b>Person Reporting:</b>		<b>Reporting Period:</b>	<b>Quarter:</b> March <b>Year:</b> 2026
<b>Phone:</b>		<b>Date:</b>	3/16/2026

- Enter the first and last name of the person reporting
- Enter the reporter's phone number
- The date will auto-population
- Confirm that the reporting period is correct

# MONTHLY SURVEY

## Section A. Detention Locations

Section A. Detention Locations												
Juvenile Hall		Population Cap		One-Day Snapshot				Average Daily Population				
				Misdemeanor		Felony		Pre-Disposition		Post-Disposition		Total ADP
		Self	Court	Male	Female	Male	Female	Male	Female	Male	Female	
1)	<i>Facility Name</i>											<i>autofill</i>
<b>Camp / Ranch</b>		Self	Court	Male	Female	Male	Female	Male	Female	Male	Female	Total ADP
3)	<i>Facility Name</i>											<i>autofill</i>
<b>Secure Youth Treatment Facilities</b>		Self	Court	Male	Female	Male	Female	Male	Female	Male	Female	Total ADP
2)	<i>Facility Name</i>											<i>autofill</i>
<b>Other Juveniles in the System</b>				Male	Female	Male	Female	Male	Female	Male	Female	
1)	Juveniles on home supervision with electronic monitoring											<i>autofill</i>
2)	Juveniles on home supervision without electronic monitoring											<i>autofill</i>
3)	Juveniles in alternative confinement programs											<i>autofill</i>

## MONTHLY SURVEY

### Section A. Detention Locations

#### **Population Cap:**

- **Self:** Self-imposed population cap
  - Enter **D** if the agency is not under a self-imposed population cap
  - This is **not** the Rated Capacity (RC) (# of beds approved by the BSCC)
  
- **Court:** Court-ordered population cap
  - Enter **D** if there is no court-ordered population cap
  - This is **not** the RC
  
- Enter the **self-imposed** and **court-ordered** population cap for each of the juvenile hall(s), camp(s), and SYTF(s)

## MONTHLY SURVEY

### Section A. Detention Locations

#### **One-Day Snapshot:**

- The number of youth in each category at **0600 hours** on the **15<sup>th</sup> day of the month**
- A **number** must be reported. **D** and **U** are not permitted
- **Males** and **Females**
  - If local policies do not already dictate, report youth in the gender category in which they self-identify
  - Non-binary or other gender identities

# MONTHLY SURVEY

## Section A. Detention Locations

### **One-Day Snapshot (cont'd):**

#### ➤ **Misdemeanor and Felony**

- Count each juvenile only **once**
- For multiple offenses, report only the **most serious offense**
- If detained on a probation violation **only** or a bench warrant, report the offense on which the probation violation or warrant is based
- If detained on a violation of probation **and** a new offense, report the offense for which they were newly charged
- For WIC §601 offenses (truancy, curfew, etc.), report as **misdemeanor**

# MONTHLY SURVEY

## Section A. Detention Locations

### **Average Daily Population (ADP):**

- The average daily population at **0600 hours** each day
- A **number** must be reported. **D** and **U** are not permitted
- **Males** and **Females**
  - If local policies do not already dictate, report youth in the gender category in which they self-identify
  - Non-binary or other gender identities

## MONTHLY SURVEY

### Section A. Detention Locations

#### **Average Daily Population (ADP) (cont'd):**

##### ➤ **Pre-disposition and Post-disposition**

- Count each juvenile only **once**
- For a youth who is currently pre- **and** post-disposition, report **only as post-disposition**
- Camps and SYTFs do **not** report pre-disposition
- **Do** report youth whose cases have been adjudicated and the court ordered them **held in the juvenile hall pending transfer** to an STRTP, group home, camp, SYTF, or other program

## MONTHLY SURVEY

### Section A. Detention Locations

#### **Other Juveniles = Alternative Confinement Programs (ACPs)**

- Includes:
  - Juveniles on home supervision **with** electronic monitoring
  - Juveniles on home supervision **without** electronic monitoring
  - Other alternative confinement programs
  
- To be counted, youth **must** be receiving **custody credits**
  - EM: WIC § 628.2, effective January 2023
  - Credited against maximum term of confinement
  
- The number of youth in each category at **0600 hours** on the **15<sup>th</sup> day of the month**
  - If the 15th falls on day on which the program is not operational, select **the next day** the program is operational
  - If the program is not operational at 0600 hours, use **1200 hours**

# MONTHLY SURVEY

## Section B. Crowding

Section B. Crowding		
B1)	Average daily population of juveniles in other jurisdictions DUE TO LACK OF SPACE.	
B2)	Number of juveniles released early DUE TO LACK OF SPACE.	
B3)	Number of days in the month that one or more of your facilities exceeded the Rated Capacity.	

### All Detention Facilities Juvenile Hall(s) + Camp(s) + SYTF(s)

#### B1. Average daily population (ADP) of juveniles in other jurisdictions due to lack of space

- Under the agency's jurisdiction + occupied bed space in facilities outside of the reporting jurisdiction **due to crowding or lack of beds in the facility**
- Record only juveniles who **would** have been housed in the facility, had there been beds available
- **Do not** include:
  - juveniles sent out of the jurisdiction for program purposes
  - juveniles housed in adult facilities
  - juveniles transferring to an SYTF

## MONTHLY SURVEY

### Section B. Crowding

#### B2. Number of juveniles released early due to lack of space

- Total number of juveniles
- Juveniles that would have remained in the reporting agency's facilities **had there been** beds available
- **Do include** youth released before their commitments are up due to a lack of beds

#### B3. Number of days in the month that one or more of your facilities exceeded the Rated Capacity

- Enter the total number of days this month in which **at least one** of the reporting agency's facilities exceeded the **BSCC Rated Capacity**

# MONTHLY SURVEY

## Section C. Mental Health (Snapshot)

Section C. Mental Health (Snapshot)	
C1)	Number of open mental health cases on this day.
C2)	Number of juveniles receiving psychotropic medication on this day.

### All Detention Facilities Juvenile Hall(s) + Camp(s) + SYTF(s)

#### C1. Number of open mental health cases on this day

- Number of juveniles on the **15<sup>th</sup> of the month** who have an “open mental health case” with the agency’s mental health provider
- BSCC does not provide a definition of “open mental health case”
- It is important that each jurisdiction maintain a **clear** definition of how “open case” is defined
- *Example: those youth that are identified as having a psychological disorder (as defined by the most current version of the Diagnostic and Statistical Manual of Mental Disorders [DSM]) and are actively in need of and receiving mental health services.*

#### C2. Number of juveniles receiving psychotropic medication on this day

- Report the total number of juveniles in the reporting agency’s jurisdiction who were administered psychotropic medication on the **15<sup>th</sup> day of the month**

C1 > C2

# MONTHLY SURVEY

## Section D. Highest One-Day Detention Population

Section D. Highest One-Day Detention Population		
D1)	Date of highest total detention population.	MM/DD/YYYY
D2)	Juvenile Hall population on this date.	
D3)	Camp / Ranch population on this date.	
D4)	Population of “Other Juveniles in the System” on this date.	

### D1. Date of highest total detention population

#### Juvenile Hall(s) + Camp(s) + “Other Juveniles”

- Enter as MM/DD/YYYY
- Total combined population for all juveniles in juvenile halls, camps, + “other juveniles”
- **Does not** include SYTFs

### D2. Juvenile Hall population on this date

### D3. Camp / Ranch population on this date

### D4. Population of “Other Juveniles in the System” on this date

# Highest One-Day Population

Juvenile Halls, Camps, & “Other Juveniles”

## Step 1. List each facility's population per day

Date	Facility Name	Facility Type	Population
1/1/2026	ABC Juvenile Hall	JH	30
1/1/2026	DEF Juvenile Hall	JH	10
1/1/2026	AB Camp	Camp	0
1/1/2026	YZ Camp	Camp	6
1/1/2026	XYZ Secure Youth Treatment Facility A	SYTF	15
1/1/2026	XYZ Secure Youth Treatment Facility B	SYTF	2
1/1/2026	Home Supervision with Electronic Monitoring Program A	Other Juveniles	5
1/1/2026	Home Supervision with Electronic Monitoring Program B	Other Juveniles	3
1/1/2026	Home Supervision without Electronic Monitoring Program	Other Juveniles	4
1/1/2026	Other Alternative Confinement Program	Other Juveniles	7
1/2/2026	ABC Juvenile Hall	JH	26
1/2/2026	DEF Juvenile Hall	JH	10
1/2/2026	AB Camp	Camp	17
1/2/2026	YZ Camp	Camp	4
1/2/2026	XYZ Secure Youth Treatment Facility A	SYTF	4
1/2/2026	XYZ Secure Youth Treatment Facility B	SYTF	8
1/2/2026	Home Supervision with Electronic Monitoring Program A	Other Juveniles	5
1/2/2026	Home Supervision with Electronic Monitoring Program B	Other Juveniles	3
1/2/2026	Home Supervision without Electronic Monitoring Program	Other Juveniles	2
1/2/2026	Other Alternative Confinement Program	Other Juveniles	5
1/3/2026	ABC Juvenile Hall	JH	32
1/3/2026	DEF Juvenile Hall	JH	30
1/3/2026	AB Camp	Camp	18
1/3/2026	YZ Camp	Camp	2
1/3/2026	XYZ Secure Youth Treatment Facility A	SYTF	3
1/3/2026	XYZ Secure Youth Treatment Facility B	SYTF	7
1/3/2026	Home Supervision with Electronic Monitoring Program A	Other Juveniles	2
1/3/2026	Home Supervision with Electronic Monitoring Program B	Other Juveniles	4
1/3/2026	Home Supervision without Electronic Monitoring Program	Other Juveniles	2
1/3/2026	Other Alternative Confinement Program	Other Juveniles	5
...			
1/31/2026			

## Facilities/Programs:

1. ABC Juvenile Hall
2. DEF Juvenile Hall
3. AB Camp
4. YZ Camp
5. XYZ SYTF A
6. XYZ SYTF B
7. Home Supervision with EM Program A
8. Home Supervision with EM Program B
9. Home Supervision without EM Program
10. Other ACP Program

# Highest One-Day Population

Juvenile Halls, Camps, & “Other Juveniles”

## Step 2. Ignore / remove SYTFs for this calculation

**Ignore SYTFs  
in calculation**

Date	Facility Name	Facility Type	Population
1/1/2026	ABC Juvenile Hall	JH	30
1/1/2026	DEF Juvenile Hall	JH	10
1/1/2026	AB Camp	Camp	0
1/1/2026	YZ Camp	Camp	6
<del>1/1/2026</del>	<del>XYZ Secure Youth Treatment Facility A</del>	<del>SYTF</del>	<del>15</del>
<del>1/1/2026</del>	<del>XYZ Secure Youth Treatment Facility B</del>	<del>SYTF</del>	<del>2</del>
1/1/2026	Home Supervision with Electronic Monitoring Program A	Other Juveniles	5
1/1/2026	Home Supervision with Electronic Monitoring Program B	Other Juveniles	3
1/1/2026	Home Supervision without Electronic Monitoring Program	Other Juveniles	4
1/1/2026	Other Alternative Confinement Program	Other Juveniles	7
1/2/2026	ABC Juvenile Hall	JH	26
1/2/2026	DEF Juvenile Hall	JH	10
1/2/2026	AB Camp	Camp	17
1/2/2026	YZ Camp	Camp	4
<del>1/2/2026</del>	<del>XYZ Secure Youth Treatment Facility A</del>	<del>SYTF</del>	<del>4</del>
<del>1/2/2026</del>	<del>XYZ Secure Youth Treatment Facility B</del>	<del>SYTF</del>	<del>0</del>
1/2/2026	Home Supervision with Electronic Monitoring Program A	Other Juveniles	5
1/2/2026	Home Supervision with Electronic Monitoring Program B	Other Juveniles	3
1/2/2026	Home Supervision without Electronic Monitoring Program	Other Juveniles	2
1/2/2026	Other Alternative Confinement Program	Other Juveniles	5
1/3/2026	ABC Juvenile Hall	JH	32
1/3/2026	DEF Juvenile Hall	JH	30
1/3/2026	AB Camp	Camp	18
1/3/2026	YZ Camp	Camp	2
<del>1/3/2026</del>	<del>XYZ Secure Youth Treatment Facility A</del>	<del>SYTF</del>	<del>5</del>
<del>1/3/2026</del>	<del>XYZ Secure Youth Treatment Facility B</del>	<del>SYTF</del>	<del>7</del>
1/3/2026	Home Supervision with Electronic Monitoring Program A	Other Juveniles	2
1/3/2026	Home Supervision with Electronic Monitoring Program B	Other Juveniles	4
1/3/2026	Home Supervision without Electronic Monitoring Program	Other Juveniles	2
1/3/2026	Other Alternative Confinement Program	Other Juveniles	5
...			
1/31/2026			

# Highest One-Day Population

Juvenile Halls, Camps, & “Other Juveniles”

## Step 2. Ignore / remove SYTFs for this calculation

Date	Facility Name	Facility Type	Population
1/1/2026	ABC Juvenile Hall	JH	30
1/1/2026	DEF Juvenile Hall	JH	10
1/1/2026	AB Camp	Camp	0
1/1/2026	YZ Camp	Camp	6
1/1/2026	Home Supervision with Electronic Monitoring Program A	Other Juveniles	5
1/1/2026	Home Supervision with Electronic Monitoring Program B	Other Juveniles	3
1/1/2026	Home Supervision without Electronic Monitoring Program	Other Juveniles	4
1/1/2026	Other Alternative Confinement Program	Other Juveniles	7
1/2/2026	ABC Juvenile Hall	JH	26
1/2/2026	DEF Juvenile Hall	JH	10
1/2/2026	AB Camp	Camp	17
1/2/2026	YZ Camp	Camp	4
1/2/2026	Home Supervision with Electronic Monitoring Program A	Other Juveniles	5
1/2/2026	Home Supervision with Electronic Monitoring Program B	Other Juveniles	3
1/2/2026	Home Supervision without Electronic Monitoring Program	Other Juveniles	2
1/2/2026	Other Alternative Confinement Program	Other Juveniles	5
1/3/2026	ABC Juvenile Hall	JH	32
1/3/2026	DEF Juvenile Hall	JH	30
1/3/2026	AB Camp	Camp	18
1/3/2026	YZ Camp	Camp	2
1/3/2026	Home Supervision with Electronic Monitoring Program A	Other Juveniles	2
1/3/2026	Home Supervision with Electronic Monitoring Program B	Other Juveniles	4
1/3/2026	Home Supervision without Electronic Monitoring Program	Other Juveniles	2
1/3/2026	Other Alternative Confinement Program	Other Juveniles	5
...			
1/31/2026			

# Highest One-Day Population

Juvenile Halls, Camps, & “Other Juveniles”

**Step 3. Calculate each daily population total, across facilities & programs**

Date	Facility Name	Facility Type	Population	
1/1/2026	ABC Juvenile Hall	JH	30	65
1/1/2026	DEF Juvenile Hall	JH	10	
1/1/2026	AB Camp	Camp	0	
1/1/2026	YZ Camp	Camp	6	
1/1/2026	Home Supervision with Electronic Monitoring Program A	Other Juveniles	5	
1/1/2026	Home Supervision with Electronic Monitoring Program B	Other Juveniles	3	
1/1/2026	Home Supervision without Electronic Monitoring Program	Other Juveniles	4	
1/1/2026	Other Alternative Confinement Program	Other Juveniles	7	
1/2/2026	ABC Juvenile Hall	JH	26	72
1/2/2026	DEF Juvenile Hall	JH	10	
1/2/2026	AB Camp	Camp	17	
1/2/2026	YZ Camp	Camp	4	
1/2/2026	Home Supervision with Electronic Monitoring Program A	Other Juveniles	5	
1/2/2026	Home Supervision with Electronic Monitoring Program B	Other Juveniles	3	
1/2/2026	Home Supervision without Electronic Monitoring Program	Other Juveniles	2	
1/2/2026	Other Alternative Confinement Program	Other Juveniles	5	
1/3/2026	ABC Juvenile Hall	JH	32	95
1/3/2026	DEF Juvenile Hall	JH	30	
1/3/2026	AB Camp	Camp	18	
1/3/2026	YZ Camp	Camp	2	
1/3/2026	Home Supervision with Electronic Monitoring Program A	Other Juveniles	2	
1/3/2026	Home Supervision with Electronic Monitoring Program B	Other Juveniles	4	
1/3/2026	Home Supervision without Electronic Monitoring Program	Other Juveniles	2	
1/3/2026	Other Alternative Confinement Program	Other Juveniles	5	
...				
1/31/2026				

# Highest One-Day Population

Juvenile Halls, Camps, & “Other Juveniles”

## Step 4. Identify the highest total population

Date	Facility Name	Facility Type	Population
1/1/2026	ABC Juvenile Hall	JH	30
1/1/2026	DEF Juvenile Hall	JH	10
1/1/2026	AB Camp	Camp	0
1/1/2026	YZ Camp	Camp	6
1/1/2026	Home Supervision with Electronic Monitoring Program A	Other Juveniles	5
1/1/2026	Home Supervision with Electronic Monitoring Program B	Other Juveniles	3
1/1/2026	Home Supervision without Electronic Monitoring Program	Other Juveniles	4
1/1/2026	Other Alternative Confinement Program	Other Juveniles	7
1/2/2026	ABC Juvenile Hall	JH	26
1/2/2026	DEF Juvenile Hall	JH	10
1/2/2026	AB Camp	Camp	17
1/2/2026	YZ Camp	Camp	4
1/2/2026	Home Supervision with Electronic Monitoring Program A	Other Juveniles	5
1/2/2026	Home Supervision with Electronic Monitoring Program B	Other Juveniles	3
1/2/2026	Home Supervision without Electronic Monitoring Program	Other Juveniles	2
1/2/2026	Other Alternative Confinement Program	Other Juveniles	5
1/3/2026	ABC Juvenile Hall	JH	32
1/3/2026	DEF Juvenile Hall	JH	30
1/3/2026	AB Camp	Camp	18
1/3/2026	YZ Camp	Camp	2
1/3/2026	Home Supervision with Electronic Monitoring Program A	Other Juveniles	2
1/3/2026	Home Supervision with Electronic Monitoring Program B	Other Juveniles	4
1/3/2026	Home Supervision without Electronic Monitoring Program	Other Juveniles	2
1/3/2026	Other Alternative Confinement Program	Other Juveniles	5
...			
1/31/2026			

{ 65  
 { 72  
 { 95

# Highest One-Day Population

Juvenile Halls, Camps, & “Other Juveniles”

**Step 5.** Identify the corresponding date that has the highest total population

Date	Facility Name	Facility Type	Population
1/1/2026	ABC Juvenile Hall	JH	30
1/1/2026	DEF Juvenile Hall	JH	10
1/1/2026	AB Camp	Camp	0
1/1/2026	YZ Camp	Camp	6
1/1/2026	Home Supervision with Electronic Monitoring Program A	Other Juveniles	5
1/1/2026	Home Supervision with Electronic Monitoring Program B	Other Juveniles	3
1/1/2026	Home Supervision without Electronic Monitoring Program	Other Juveniles	4
1/1/2026	Other Alternative Confinement Program	Other Juveniles	7
1/2/2026	ABC Juvenile Hall	JH	26
1/2/2026	DEF Juvenile Hall	JH	10
1/2/2026	AB Camp	Camp	17
1/2/2026	YZ Camp	Camp	4
1/2/2026	Home Supervision with Electronic Monitoring Program A	Other Juveniles	5
1/2/2026	Home Supervision with Electronic Monitoring Program B	Other Juveniles	3
1/2/2026	Home Supervision without Electronic Monitoring Program	Other Juveniles	2
1/2/2026	Other Alternative Confinement Program	Other Juveniles	5
1/3/2026	ABC Juvenile Hall	JH	32
1/3/2026	DEF Juvenile Hall	JH	30
1/3/2026	AB Camp	Camp	18
1/3/2026	YZ Camp	Camp	2
1/3/2026	Home Supervision with Electronic Monitoring Program A	Other Juveniles	2
1/3/2026	Home Supervision with Electronic Monitoring Program B	Other Juveniles	4
1/3/2026	Home Supervision without Electronic Monitoring Program	Other Juveniles	2
1/3/2026	Other Alternative Confinement Program	Other Juveniles	5
...			
1/31/2026			

65

72

95

1/3/2026

# Highest One-Day Population

Juvenile Halls, Camps, & “Other Juveniles”

**Step 5.** Identify the corresponding date that has the highest total population

Date	Facility Name	Facility Type	Population
1/1/2026	ABC Juvenile Hall	JH	30
1/1/2026	DEF Juvenile Hall	JH	10
1/1/2026	AB Camp	Camp	0
1/1/2026	YZ Camp	Camp	6
1/1/2026	Home Supervision with Electronic Monitoring Program A	Other Juveniles	5
1/1/2026	Home Supervision with Electronic Monitoring Program B	Other Juveniles	3
1/1/2026	Home Supervision without Electronic Monitoring Program	Other Juveniles	4
1/1/2026	Other Alternative Confinement Program	Other Juveniles	7
1/2/2026	ABC Juvenile Hall	JH	26
1/2/2026	DEF Juvenile Hall	JH	10
1/2/2026	AB Camp	Camp	17
1/2/2026	YZ Camp	Camp	4
1/2/2026	Home Supervision with Electronic Monitoring Program A	Other Juveniles	5
1/2/2026	Home Supervision with Electronic Monitoring Program B	Other Juveniles	3
1/2/2026	Home Supervision without Electronic Monitoring Program	Other Juveniles	2
1/2/2026	Other Alternative Confinement Program	Other Juveniles	5
1/3/2026	ABC Juvenile Hall	JH	32
1/3/2026	DEF Juvenile Hall	JH	30
1/3/2026	AB Camp	Camp	18
1/3/2026	YZ Camp	Camp	2
1/3/2026	Home Supervision with Electronic Monitoring Program A	Other Juveniles	2
1/3/2026	Home Supervision with Electronic Monitoring Program B	Other Juveniles	4
1/3/2026	Home Supervision without Electronic Monitoring Program	Other Juveniles	2
1/3/2026	Other Alternative Confinement Program	Other Juveniles	5
...			
1/31/2026			



**1/3/2026**

- D1 01/03/2026**
- D2**
- D3**
- D4**

# Highest One-Day Population

Juvenile Halls, Camps, & “Other Juveniles”

**Step 6.** Calculate the total population of **each facility type** on that date

Date	Facility Name	Facility Type	Population
1/3/2026	ABC Juvenile Hall	JH	32
1/3/2026	DEF Juvenile Hall	JH	30
1/3/2026	AB Camp	Camp	18
1/3/2026	YZ Camp	Camp	2
1/3/2026	Home Supervision with Electronic Monitoring Program A	Other Juveniles	2
1/3/2026	Home Supervision with Electronic Monitoring Program B	Other Juveniles	4
1/3/2026	Home Supervision without Electronic Monitoring Program	Other Juveniles	2
1/3/2026	Other Alternative Confinement Program	Other Juveniles	5

# Highest One-Day Population

Juvenile Halls, Camps, & “Other Juveniles”

**Step 6.** Calculate the total population of **each facility type** on that date

Date	Facility Name	Facility Type	Population
1/3/2026	ABC Juvenile Hall	JH	32
1/3/2026	DEF Juvenile Hall	JH	30
1/3/2026	AB Camp	Camp	18
1/3/2026	YZ Camp	Camp	2
1/3/2026	Home Supervision with Electronic Monitoring Program A	Other Juveniles	2
1/3/2026	Home Supervision with Electronic Monitoring Program B	Other Juveniles	4
1/3/2026	Home Supervision without Electronic Monitoring Program	Other Juveniles	2
1/3/2026	Other Alternative Confinement Program	Other Juveniles	5

$$\text{Juvenile Halls} = 32 + 30 = 62$$

**D1** 01/03/2026

**D2** 62

**D3**

**D4**

# Highest One-Day Population

Juvenile Halls, Camps, & “Other Juveniles”

**Step 6.** Calculate the total population of **each facility type** on that date

Date	Facility Name	Facility Type	Population
1/3/2026	ABC Juvenile Hall	JH	32
1/3/2026	DEF Juvenile Hall	JH	30
1/3/2026	AB Camp	Camp	18
1/3/2026	YZ Camp	Camp	2
1/3/2026	Home Supervision with Electronic Monitoring Program A	Other Juveniles	2
1/3/2026	Home Supervision with Electronic Monitoring Program B	Other Juveniles	4
1/3/2026	Home Supervision without Electronic Monitoring Program	Other Juveniles	2
1/3/2026	Other Alternative Confinement Program	Other Juveniles	5

$$\begin{array}{l} \text{Juvenile Halls} \\ \text{Camps} \end{array} \quad = \quad \begin{array}{l} 32 + 30 \\ 18 + 2 \end{array} \quad = \quad \begin{array}{l} 62 \\ 20 \end{array}$$

D1	01/03/2026
D2	62
D3	20
D4	

# Highest One-Day Population

Juvenile Halls, Camps, & “Other Juveniles”

**Step 6.** Calculate the total population of **each facility type** on that date

Date	Facility Name	Facility Type	Population
1/3/2026	ABC Juvenile Hall	JH	32
1/3/2026	DEF Juvenile Hall	JH	30
1/3/2026	AB Camp	Camp	18
1/3/2026	YZ Camp	Camp	2
1/3/2026	Home Supervision with Electronic Monitoring Program A	Other Juveniles	2
1/3/2026	Home Supervision with Electronic Monitoring Program B	Other Juveniles	4
1/3/2026	Home Supervision without Electronic Monitoring Program	Other Juveniles	2
1/3/2026	Other Alternative Confinement Program	Other Juveniles	5

$$\begin{aligned} \text{Juvenile Halls} &= 32 + 30 = 62 \\ \text{Camps} &= 18 + 2 = 20 \\ \text{“Other Juveniles”} &= 2 + 4 + 2 + 5 = 13 \end{aligned}$$

D1	01/03/2026
D2	62
D3	20
D4	13

# Highest One-Day Population

Juvenile Halls, Camps, & “Other Juveniles”

<b>D1</b>	<b>Date of highest total detention population</b>	<b>1/3/2026</b>
<b>D2</b>	<b>Juvenile Hall population on this date</b>	<b>62</b>
<b>D3</b>	<b>Camp / Ranch population on this date</b>	<b>20</b>
<b>D4</b>	<b>Population of “Other Juveniles in the System” on this date</b>	<b>13</b>

# MONTHLY SURVEY

## Section E. Bookings

Section E. Bookings		
E1)	Number of Juvenile Hall bookings this month.	
E2)	Number of bookings this month for weapon-related offenses.	
E3)	Number of 601 bookings this month.	
E4)	Number of 777 bookings this month.	
E5)	Number of direct file {WIC 60(b) and 707(d)} bookings this month.	NC

### Juvenile Hall(s) Only Cumulative Total Across Month

#### E1. Number of Juvenile Hall bookings this month

- Includes (but not limited to) E2 to E4
- $E1 > E2$  or  $E3$  or  $E4$  or  $E5$

#### E2. Number of bookings this month for **weapon-related** offenses

- “(...) any object, instrument, or weapon that is inherently deadly or one that is used in such a way that it is capable of causing and likely to cause death or great bodily injury.”<sup>1</sup>

<sup>1</sup> Judicial Council of California Criminal Jury Instructions 2025, No. 875. Assault With Deadly Weapon or Force Likely to Produce Great Bodily Injury (Pen. Code, §§ 240, 245(a)(1)-(4), (b))

# MONTHLY SURVEY

## Section E. Bookings

### E3. Number of 601 bookings this month

- Total number of bookings for WIC §601 offenses during the reporting month **regardless of length of stay**
- Truancy, runaway, breaking curfew, minor in possession of alcohol, etc.
- If there is a **specific policy prohibiting 601 bookings**, code **D** for **does not apply**

### E4. Number of 777 bookings this month

- Total number of bookings during the reporting month only for a **violation of probation (WIC §777)**
- If the juvenile is booked in for a new offense as well as the probation violation, do not report here

### E5. Number of direct file bookings this month

- Not collected (**NC**) as of March / Q1 2026

# Quarterly Survey

---

---

# Quarterly Survey Submission

BOARD OF STATE AND COMMUNITY CORRECTIONS JUVENILE DETENTIONS SURVEY		
Parameter	Input	Description
Agency:	<input type="text"/>	Your reporting agency.
Survey Type:	<input type="text"/>	Select the survey type for the period for which you are reporting.
Pass Code:	<input type="text"/>	Your assigned pass code.

[Login](#)

- Submit the Monthly and Quarterly surveys at: <https://app.bscc.ca.gov/JDS/Account/Login>
- Submit a separate survey for each month and quarter
- Select your agency (by county)
- Select the survey type and time period
- Enter county's 3-digit unique passcode
- Click *Login*

# QUARTERLY SURVEY

## BOARD OF STATE AND COMMUNITY CORRECTIONS QUARTERLY JUVENILE DETENTION SURVEY

For survey information and variable definitions please refer to the JDPS Survey Workbook ([PDF](#)).

<b>Agency:</b>			
<b>Person Reporting:</b>		<b>Reporting Period:</b>	<b>Quarter:</b> First Quarter <b>Year:</b> 2026
<b>Phone:</b>		<b>Date:</b>	3/16/2026

- Enter the first and last name of the person reporting
- Enter the reporter's phone number
- The date will auto-population
- Confirm that the reporting period is correct

# QUARTERLY SURVEY

## Section A. Final Month of the Quarter (One-Day Snapshot)

<b>SECTION A. Final Month of the Quarter (One-Day Snapshot)</b>			
<b>Juvenile Halls Only</b>			
<b>Pre-Disposition Juveniles who are:</b>			
Detained for a 707(b) offense			
<b>Post Disposition Minors who are:</b>			
Awaiting placement		Awaiting transfer to Youth Authority	<b>NC</b>
Awaiting transport to a camp		Court commitments to juvenile hall (Ricardo M)	
<b>Juveniles in the Adult Court Process who are:</b>			
Found unfit per 707.01 WIC		Direct files to Adult Court-602(b) and 707(d) WIC	<b>NC</b>
<b>All Detention Facilities</b>			
Hospitalized outside detention facility for MEDICAL CARE			
Hospitalized outside detention facility for MENTAL HEALTH CARE			
Believed to be criminal aliens			<b>NC</b>

## QUARTERLY SURVEY

### Section A. Final Month of the Quarter (One-Day Snapshot)

#### Juvenile Hall(s) Only

#### One-Day Snapshot:

- The number of youth in each category at **0600 hours** on the **15<sup>th</sup> day of the final month of the quarter**

## QUARTERLY SURVEY

### Section A. Final Month of the Quarter (One-Day Snapshot)

#### 1. Pre-disposition juveniles detained for a 707(b) offense

- Charged with one or more offenses in WIC §707(b)
- See Appendix I in the Workbook

#### 2. Post-disposition juveniles who are awaiting placement

- Youth ordered to and awaiting transfer to a placement, including an STRTP, foster home, or other program

#### 3. Post-disposition juveniles who are awaiting transport to a camp

- Youth committed to and awaiting transfer to camp or ranch
- Can be a camp operated by your county or outside your county

#### 4. Post-disposition juveniles who are awaiting transfer to Youth Authority

- Not collected **(NC)** as of March / Q1 2026

## QUARTERLY SURVEY

### Section A. Final Month of the Quarter (One-Day Snapshot)

#### 5. Post-disposition juveniles who are court commitments to juvenile hall

- Court-ordered period of detention in juvenile hall
- Ricardo M. time is only one example of the types of court commitments

#### 6. Juveniles in the Adult Court Process who are found unfit per 707.01 WIC

- Report the total number of juveniles who are in the adult court process after being found unfit for juvenile court pursuant to WIC §707.01
- If the reporting agency has a **specific policy prohibiting 707.01**, code **D** for **does not apply**

#### 7. Juveniles in the Adult Court Process who are direct files to Adult Court (602(b) and 707(d) WIC)

- Not collected (**NC**) as of March / Q1 2026

## QUARTERLY SURVEY

### Section A. Final Month of the Quarter (One-Day Snapshot)

#### **All Detention Facilities Juvenile Hall(s) + Camp(s) + SYTF(s)**

#### **One-Day Snapshot:**

##### Hospitalized outside detention facility for medical care

- Youth admitted to a hospital outside the detention facility for medical reasons

##### Hospitalized outside detention facility for mental health care

- Youth admitted to a hospital outside the detention facility for mental health reasons

##### Believed to be criminal aliens

- Not collected **(NC)** as of March / Q1 2026

# QUARTERLY SURVEY

## Section B. Breakdown by Age for Juveniles in Detention

Section B. Breakdown by Age for Juveniles in Detention (One-Day Snapshot)			
Number of juveniles in detention, in each age range, in each category	Age Ranges	Juvenile Hall(s)	Camps
	Under 12		
	12 to 14		
	15 to 17		
	18 and over		
	Total	(autofill)	(autofill)

### Juvenile Hall(s) + Camp(s) + SYTF(s)

#### Age Ranges

- Notify BSCC if reporting a child under the age of 12

#### Juvenile Hall(s) & Camp(s)

- Report **D** if the county does not run a JH or camp, respectively
- Do not include SYTFs or ACPs

# QUARTERLY SURVEY

## Section C. Average Length of Stay

<b>Section C. Average Length of Stay</b>			
1) Juvenile Hall (all releases)			
A) Juvenile Hall to Camps			
B) Juvenile Hall to other out-of-home placements (i.e. group homes or foster homes)			
C) Juvenile Halls who were found unfit (per juvenile court)			
D) Juvenile Hall who were direct filings to adult court		<b>NC</b>	
2) Camps (all releases)			

- 1) Juvenile Hall(s) Only**
- 2) Camp(s) Only**

## QUARTERLY SURVEY

### Section C. Average Length of Stay

#### **Average Length of Stay (ALS)**

- Average length of stay for juveniles who were **released from detention** during the **quarter**
- Separated by where the youth was **released from**
  - **Juvenile Hall** or
  - **Camp**
- 1 D ) Juvenile Hall who were direct filings to adult court
  - Not collected (**NC**) as of March / Q1 2026

## QUARTERLY SURVEY

### Section C. Average Length of Stay

- Calculate by:
  - Counting the number of days served by each juvenile **released** from custody during the quarter in each category,
  - Adding these days together, then
  - Dividing this sum by the total number of juveniles released in each category.
- **Do not** average each separate facility's ALS together
- Record to **one decimal point** (i.e., 100.2)

## QUARTERLY SURVEY

### Section C. Average Length of Stay

- If there were no releases in the category and the true response is 0, record **U** for **unavailable**. ALS **cannot** be recorded as 0.
- Report **D** if the county does not run a JH or camp, respectively
- If a youth is released during the quarter and then detained a separate time, that should be calculated as two separate lengths of stay
- If the youth's status changes, report the category from which they were released

## QUARTERLY SURVEY

### Section C. Average Length of Stay

- **Furloughed youth:**
  - Report only after they are released and **will not return** to the facility.
  - Do not include intermittent releases (ins and outs) in the total ALS calculation
- **Camps:**
  - Only applied to juveniles released from camp that the reporting agency operates and reports to the JDPS
  - If a juvenile AWOLs from the camp and is returned, this should be calculated as a single length of stay *while they are physically in the facility*

## Appendix II: Sample Calculations of Average Length of Stay (ALS)

### Average Length of Stay: Juvenile Hall (all releases)

▪ <b>Amy</b> was released home as soon as parent arrived	1 day
▪ <b>Bob</b> was released after detention hearing	4 days
▪ <b>Cal</b> was released to a STRTP	42 days
▪ <b>Don</b> was released after 30-day court commitment	30 days
▪ <b>Ernie</b> was released to a SYTF	<u>379 days</u>
	456 days

Average Length of Stay is 456 divided by 5 = **91.2 days**

### Average Length of Stay: Camps (all releases)

▪ <b>Frank</b> AWOLed from camp and did not return	10 days
▪ <b>Gary</b> completed the program a week early because of good behavior and was released	53 days
▪ <b>Hank</b> completed the full two-month program and was released	60 days
▪ <b>Ian</b> was released after completing the program with time added due to discipline	<u>74 days</u>
	197 days

Average Length of Stay is 197 divided by 4 = **49.3 days**

# QUARTERLY SURVEY

## Section D. Cumulative Total for the Quarter

Section D. Cumulative Total for the Quarter									
Detainee Behavior	Juvenile Halls			Camp(s)			Other Detention		
1) Assaults by juveniles on staff.									
2) Escapes.									
3) Suicide attempts.									
4) Suicides.									

**Juvenile Hall(s) Only**  
**Camp(s) Only**  
**“Other Juveniles” Only**

- This is the **cumulative total** for the entire quarter
- Report **D** if the reporting agency does not have a juvenile hall, camp, or alternative confinement programs (ACPs), respectively

# QUARTERLY SURVEY

## Section D. Cumulative Total for the Quarter

### 1) Assaults

- Includes assault and/or battery against a staff member
- Include only instances that resulted in charges being referred to the **District Attorney (DA)**
- Count **each youth** involved & **each staff** involved as separate incidents
- **Do not** include if staff member(s) suffered an injury during use-of-force that was not a result of deliberate assault
- Report the assault **during the quarter in which the charges were filed with the DA.**

### 2) Escapes

- Report instances in which juvenile fled the custody of one of the reporting agency's facilities, without authorization, **and formal action** was pursued
- For "other juveniles," report the total number of instances in which a juvenile **ran away from** supervision/programming **or removed their monitoring device, and formal action was pursued.**

## QUARTERLY SURVEY

### Section D. Cumulative Total for the Quarter

#### 3) Suicide Attempts

- Number of instances in which a juvenile made a **physical attempt** at suicide that **required staff intervention and placement on suicide watch**
- **Do not** include juveniles who made a verbal threat or were identified based solely on prior history
- This data may not be collected for youth in ACPs. Code **U** if data is not collected.

#### 4) Suicides

- Report the total number of instances in which a juvenile in one of the reporting agency's facilities or ACPs died by suicide

# Data Reporting

---

---

# Monthly & Quarterly Survey Submission

BOARD OF STATE AND COMMUNITY CORRECTIONS JUVENILE DETENTIONS SURVEY		
Parameter	Input	Description
Agency:	<input type="text"/>	Your reporting agency.
Survey Type:	<input type="text"/>	Select the survey type for the period for which you are reporting.
Pass Code:	<input type="text"/>	Your assigned pass code.

[Login](#)

- Submit the Monthly and Quarterly surveys at: <https://app.bscc.ca.gov/JDS/Account/Login>
- Submit a separate survey for each month and quarter
- Select your agency (by county)
- Select the survey type and time period
- Enter county's 3-digit unique passcode
- Click *Login*

# Key Due Dates

- Each **monthly** survey is due **10 working days** after the end of the month

January	1/31 + 10 days	July	7/31 + 10 days
February	2/28-29 + 10 days	August	8/31 + 10 days
March	3/31 + 10 days	September	9/30 + 10 days
April	4/30 + 10 days	October	10/31 + 10 days
May	5/31 + 10 days	November	11/30 + 10 days
June	6/30 + 10 days	December	12/31 + 10 days

- Each **quarterly** survey is due on the **15th day** of the month after the quarter

Reporting Quarter	Reporting Months in Quarter	Due Date
First	January, February, March	April 15
Second	April, May, June	July 15
Third	July, August, September	October 15
Fourth	October, November, December	January 15

# Data Reporter

---

---

- One primary data reporter per county
- Notify BSCC of any changes to data reporter
- Communication needs
  - Initial submission due dates
  - Revisions and clarifications
  - Intermittent policy clarifications
  - Final publication

# Data Revision Process

---

- The last day to submit each quarter's surveys is the **15th** of the month after the quarter ends (*at the latest*); monthly surveys sooner
- BSCC screens data and sends back for **revisions** and **clarifications**
  - Multiple rounds of revisions may be necessary
  - Importance of responsiveness & communication
  - Process takes approx. 1.5 months
- Final data is then published for publication
  - Items that are still uncertain or awaiting resolution may temporarily be coded as "U" for unavailable
  - Non-response protocol

# Data Revision Process

QUARTERLY		2024	2024	2025	2025	2025	2025	Questions & Revisions	Response
Survey #	Variables	3rd	4th	1st	2nd	3rd	4th		
A	JH: detained for 707(b), pre-dispo (Snapshot)	30	24	27	21	21	18		
A	JH: awaiting placement, post-dispo (Snapshot)	3	4	2	3	3	2		
A	JH: awaiting transfer to Youth Authority, post-dispo (Snapshot)	D	D	D	D	D	D		
A	JH: awaiting transport to a camp, post-dispo (Snapshot)	0	1	0	3	3	4		
A	JH: court commitments to JH, post-dispo (Snapshot)	0	0	0	0	1	0	<b>What cases do you report for this variable (pre-dispo/post-dispo? all court-ordered commitments to juvenile hall)?</b>	Our county reports all post-dispo youth only who are committed by the court to juvenile hall
A	JH: adult court, found unfit per 707.01 (Snapshot)	0	0	0	0	0	0		
A	JH: direct files (Snapshot)	0	D	D	D	0	0	<b>Direct file no longer exists. Change to D</b>	<b>Revisions completed on date:</b> 2/22/26
A	Hospitalized outside detention facility for medical reasons (Snapshot)	0	0	1	0	0	0		
A	Hospitalized outside detention facility for mental health (Snapshot)	0	0	0	0	0	0		
A	Believed to be criminal aliens (Snapshot)	0	0	0	0	U	U		
B	Juvenile hall: under 12 (Snapshot)	0	0	0	0	0	0		
B	Juvenile hall: 12 to 14 (Snapshot)	7	4	5	5	3	0	<b>Lower than usual. Has there been a change in policy?</b>	There has been no change in policy.
B	Juvenile hall: 15 to 17 (Snapshot)	27	26	25	28	21	28		
B	Juvenile hall: 18 and over (Snapshot)	19	19	15	18	18	17		
B	Juvenile hall: total (Snapshot)	53	49	45	51	42	45		
B	Camp: under 12 (Snapshot)	0	0	0	0	0	0		
B	Camp: 12 to 14 (Snapshot)	0	0	0	0	0	0		
B	Camp: 15 to 17 (Snapshot)	5	8	2	3	1	0		
B	Camp: 18 and over (Snapshot)	3	3	5	6	5	7		
B	Camp: total (Snapshot)	8	11	7	9	6	7		
C1	Juvenile hall, all releases (ALS)	20.4	21.31	22.3	23.1	22.5	23.08		
C1A	Juvenile hall to camps (ALS)	895	188.8	317.4	413	272.3	173.4		
C1B	Juvenile hall to other out-of-home placements (ALS)	70.6	53.27	103.6	80.8	60.5	104.88		
C1C	Juvenile hall who were found unfit per court (ALS)	U	U	U	U	U	U		
C1D	Juvenile hall who were direct file (ALS)	U	U	U	U	U	U	<b>Direct file no longer exists. Change to D</b>	<b>Revisions completed on date:</b>
C2	Camp, all releases (ALS)	168	50.71	50.71	52	104.7	54.46	<b>Higher than usual; please confirm. Is camp data accurately</b>	Yes, confirmed this is accurate.

# Data Resubmission

---

---

## Important:

Email [JDPS@bscc.ca.gov](mailto:JDPS@bscc.ca.gov) to report **any** changes to the online survey.

## Report:

- the date changes were made
- the specific survey, section, and data changed
- the previous value & the new value

# Data Resubmission

---

---

- Login to the online survey portal at <https://app.bscc.ca.gov/JDS/Account/Login>
- Your previous entries will be visible
- Change only the necessary fields; this will overwrite only those fields
- Click “Submit.” Without this step, the changes will not save

# Data Publication

---

---

# JDPS Online Query



JPS/JDPS Online Querying

JPS Query

JDPS Query

[Data Caveats and Limitations](#)

**BOARD OF STATE AND COMMUNITY CORRECTIONS  
JUVENILE DETENTION PROFILE SURVEY- ONLINE QUERYING**

For detailed information about this data collection, please visit [\(JDPS\)](#)

Parameter	Input	Description
Data Type:	Please Select Data Type <input type="button" value="v"/>	Select the survey type (i.e., Facility, Monthly, or Quarterly) for which data are being requested.
Reporting Range:	Please Select <input type="button" value="v"/>	Select the survey form for which data are requested. That is, 2002 and forward or up to 2001.
Reporting Period:	From: Please Select <input type="button" value="x"/> <input type="button" value="v"/> To: Please Select <input type="button" value="x"/> <input type="button" value="v"/>	Select the time period for which data are being requested. Provide the beginning month and year followed by the ending month and year. Multiple years of data may be requested.

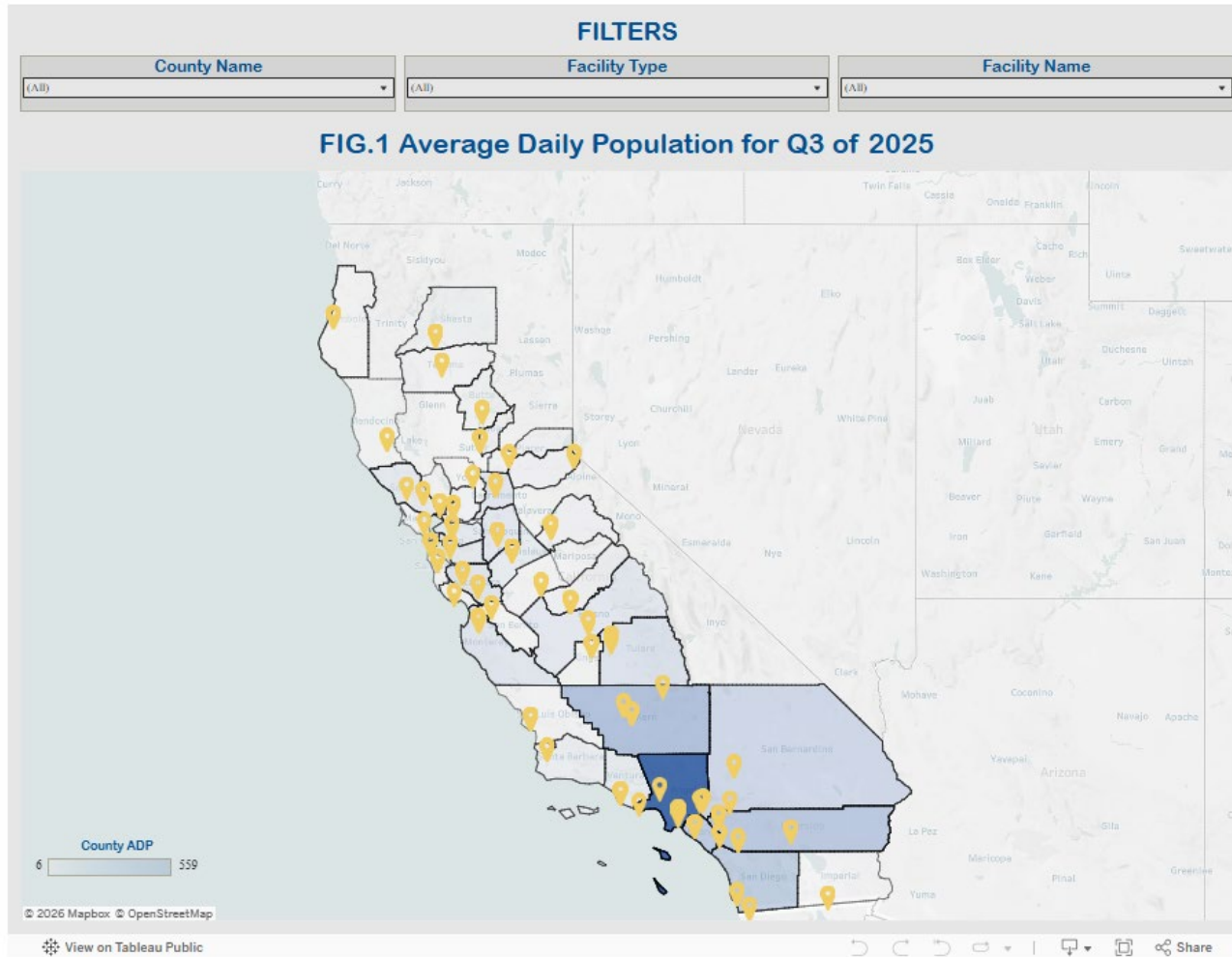
Click to view the query results on screen.

BSCC Query Tool © 2026 [www.bscc.ca.gov](http://www.bscc.ca.gov) Build Version (1.3) Updated:08/21/2023 - 4:30PM

<https://jpdreporting.bscc.ca.gov/jds-query>

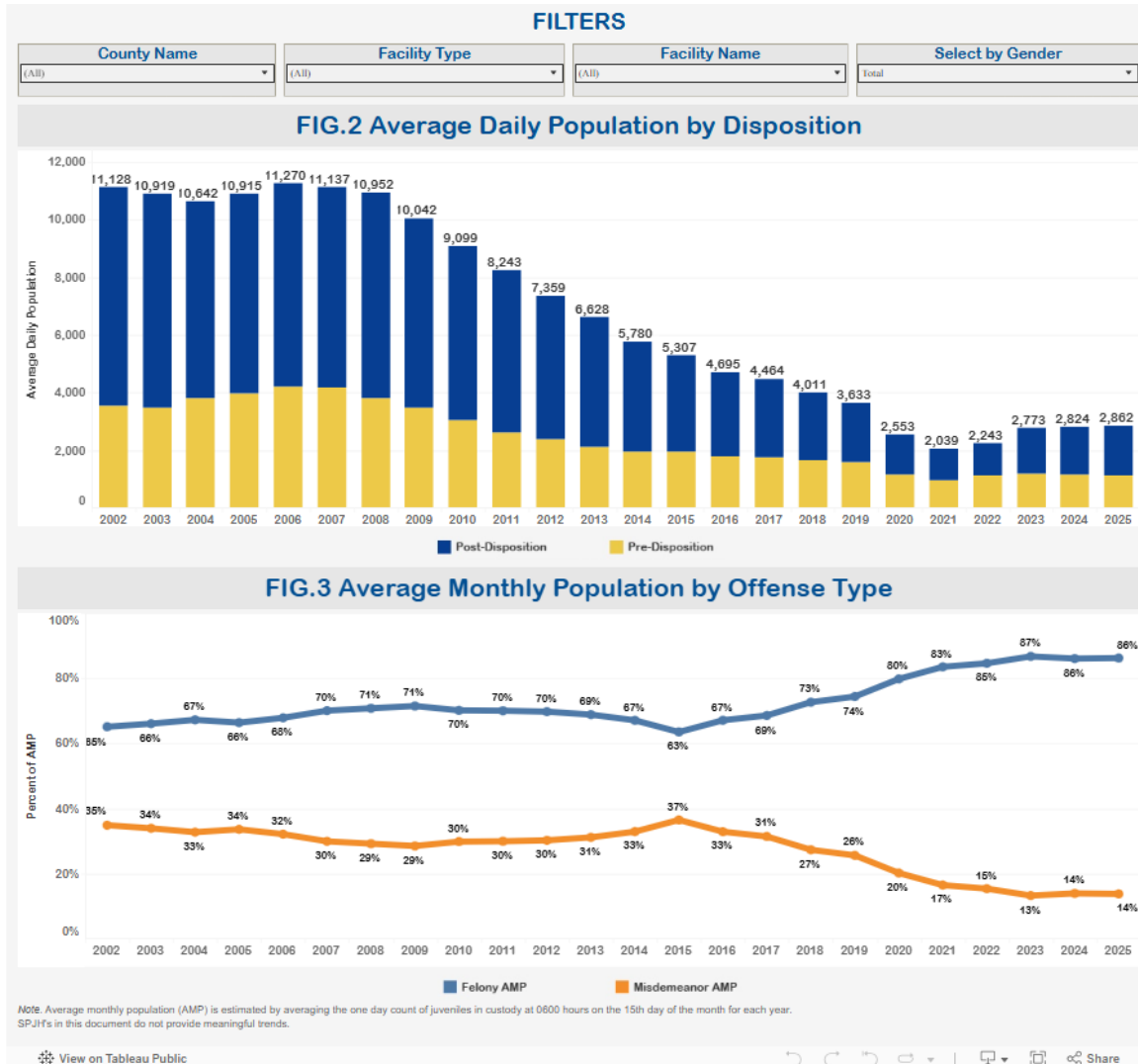


# JDPS Dashboards



<https://www.bscc.ca.gov/jdps-dashboard>

# JDPS Dashboards



# JDPS Dashboards

ADP by Disposition    AMP by Offense Type

## Average Daily Population by Disposition

Facility Name		Facility Type				Select by Disposition	
(All) ▾		(All) ▾				Pre-Disposition ▾	
Year	ADP Total	ADP	% ADP	Female ADP	% Female ADP	Male ADP	% Male ADP
2002	11,129	3,548	32%	582	16%	2,967	84%
2003	10,919	3,491	32%	581	17%	2,910	83%
2004	10,643	3,800	36%	655	17%	3,144	83%
2005	10,917	3,991	37%	679	17%	3,311	83%
2006	11,272	4,202	37%	691	16%	3,511	84%
2007	11,139	4,189	38%	626	15%	3,563	85%
2008	10,952	3,816	35%	559	15%	3,257	85%
2009	10,055	3,472	35%	508	15%	2,965	85%
2010	9,138	3,037	33%	436	14%	2,601	86%
2011	8,291	2,622	32%	398	15%	2,225	85%
2012	7,399	2,377	32%	362	15%	2,015	85%
2013	6,642	2,117	32%	329	16%	1,788	84%
2014	5,781	1,953	34%	302	15%	1,651	85%
2015	5,307	1,964	37%	343	17%	1,620	83%
2016	4,695	1,790	38%	301	17%	1,490	83%
2017	4,466	1,757	39%	282	16%	1,475	84%
2018	4,013	1,661	41%	266	16%	1,395	84%
2019	3,632	1,593	44%	242	15%	1,351	85%
2020	2,553	1,170	46%	148	13%	1,022	87%
2021	2,038	958	47%	107	11%	851	89%
2022	2,241	1,143	51%	128	11%	1,015	89%
2023	2,773	1,197	43%	133	11%	1,064	89%
2024	2,826	1,170	41%	125	11%	1,045	89%
2025	2,867	1,102	38%	123	11%	979	89%

[https://public.tableau.com/views/JDPS\\_Trends\\_Tables/ADPbyDisposition](https://public.tableau.com/views/JDPS_Trends_Tables/ADPbyDisposition)



# JDPS Dashboards

ADP by Disposition **AMP by Offense Type**

## Average Monthly Population by Offense Type

Offense Type							
Misdemeanor							
Year	AMP Total	AMP	% AMP	Female AMP	% Female AMP	Male AMP	% Male AMP
2002	11,113	3,879	35%	799	21%	3,079	79%
2003	10,918	3,706	34%	823	22%	2,883	78%
2004	10,663	3,494	33%	787	23%	2,707	78%
2005	10,817	3,638	34%	792	22%	2,846	78%
2006	11,063	3,557	32%	740	21%	2,817	79%
2007	10,925	3,271	30%	681	21%	2,591	79%
2008	10,781	3,151	29%	595	19%	2,556	81%
2009	9,945	2,844	29%	528	19%	2,317	81%
2010	9,120	2,741	30%	538	20%	2,203	80%
2011	8,196	2,475	30%	500	20%	1,975	80%
2012	7,385	2,230	30%	471	21%	1,759	79%
2013	6,688	2,085	31%	435	21%	1,650	79%
2014	5,788	1,905	33%	412	22%	1,493	78%
2015	5,357	1,956	37%	453	23%	1,503	77%
2016	4,687	1,542	33%	364	24%	1,178	76%
2017	4,464	1,403	31%	321	23%	1,082	77%
2018	3,999	1,094	27%	274	25%	820	75%
2019	3,651	936	26%	236	25%	700	75%
2020	2,579	522	20%	122	23%	400	77%
2021	2,123	351	17%	82	24%	268	76%
2022	2,238	345	15%	78	23%	268	77%
2023	2,781	370	13%	82	22%	288	78%
2024	2,852	398	14%	81	20%	317	80%
2025	2,944	408	14%	84	21%	324	79%

<https://public.tableau.com/views/JDPSTrendsTables/ADPbyDisposition>

# Wrap Up & Follow-Ups

---

---

# Wrapping Up

# Follow-Ups

---

---

- Recording for this training will be available at [www.bscc.ca.gov/s\\_fsojuveniledetentionprofile](http://www.bscc.ca.gov/s_fsojuveniledetentionprofile)
- Final updated JDPS Workbook will be distributed in April
- Addressing questions that arise
  - Your questions
  - Follow-ups from BSCC
- Opportunities for collaboration
  - Shared contact list
  - Options for future collaborative meetings

# Questions

---

---