

County of Monterey

Public Safety Realignment

Plan Update FY 2024-2025



Prepared by the Monterey County Probation Department based on recommendations by the Community Corrections Partnership (CCP)

Approved by the CCP's Executive Committee on November 14, 2024

TABLE OF CONTENTS

<i>INTRODUCTION/ BACKGROUND</i>	<i>3</i>
<i>OVERSIGHT/ GOVERNANCE</i>	<i>4</i>
<i>PROGRAM IMPLEMENTATION STRATEGIES</i>	<i>5</i>
<i>OPERATIONAL AREAS:</i>	
<i>ALTERNATIVES TO CUSTODY.....</i>	<i>5</i>
<i>COMMUNITY SUPERVISION</i>	<i>6</i>
<i>SUPPORT, TREATMENT, REHABILITATIVE AND REENTRY SERVICES</i>	<i>8</i>
<i>CUSTODY</i>	<i>10</i>
<i>ADMINISTRATION AND DATA COLLECTION</i>	<i>12</i>
<i>BUDGET AND FUNDING PRIORITIES FY 24-25.....</i>	<i>14</i>
<i>ATTACHMENT:</i>	
<i>PUBLIC SAFETY REALIGNMENT ANNUAL STATISTICAL REPORT</i>	
<i>FISCAL YEAR: 2023-2024</i>	

INTRODUCTION/BACKGROUND

The State of California enacted Public Safety Realignment (PSR) through the passage of Assembly Bill 109 (AB 109), with an implementation date of October 1, 2011. This landmark legislation, along with numerous trailer bills, made major changes to the criminal justice system in California, and shifted significant responsibilities from the State to the Counties. Specifically, the Act:

- Created Post-Release Community Supervision (PRCS), in which county Probation Departments became responsible for the supervision of eligible offenders following release from state prison, and for coordinating support, rehabilitative and treatment services;
- Shifted the custody responsibility from state prisons to county jails for felony offenders convicted of non-violent, non-serious, non-sex offenses, as well as for individuals sentenced for parole violations; and
- Shifted the parole revocation processes to the local court system.

Consequently, counties had to redesign custody, supervision, and rehabilitation strategies to optimize services to these new populations of offenders, as well as to the broader population of adult offenders under their responsibility.

Since 2011, these strategies have evolved and expanded to optimize offender services to best address their needs while balancing public safety.

The Public Safety Realignment Plan Update for FY 2024-2025 provides a summary of Monterey County's approach in response to AB 109 mandates, implementation and prioritization of strategies, and the comprehensive services provided to adult offenders, including in-custody services and jail population management, alternatives to detention, pretrial services, early resolution and therapeutic courts, community supervision, rehabilitative programs, housing, education, treatment, employment and other supportive services to the realigned populations, as well as reentry services, and services to victims.

OVERSIGHT/GOVERNANCE

Pursuant to Penal Code 1230, Monterey County established a local Community Corrections Partnership (CCP) to develop and recommend a public safety realignment plan to maximize the effective investment of criminal justice resources with evidence-based correctional responses and programs.

The Community Corrections Partnership's voting body, the Executive Committee (EC), and its membership is established by Penal Code 1230.1.

The CCP is chaired by the Chief Probation Officer and is composed of 14 members; the EC is composed of 7 voting members.

Executive Committee of the Community Corrections Partnership

The CCP Executive Committee maintains the authority to vote on the plan. It is composed of seven members:

1. Tina Nieto, Sheriff
2. Susan Chapman, Public Defender
3. Hon. Carrie M. Panetta, Presiding Judge of the Superior Court
4. Todd Keating, Chief Probation Officer/ CCP Chair
5. Damon Wasson, Chief of Police, MCCLEOA representative
6. Jeannine Pacioni, District Attorney
7. Lori Medina, Director, Department of Social Services

Community Corrections Partnership at Large Members

- Nick Chiulos, Chief Assistant County Administrative Officer
- Chris Donnelly, Executive Director, Workforce Investment Board
- Deneen Guss, Superintendent, Monterey County Office of Education (MCOE)
- Robin McCrae, Executive Director, Community Human Services
- Alma Sanchez, Program Manager, Victim Assistance
- Kathryn Eckert, Bureau Chief, Behavioral Health Bureau

PROGRAM IMPLEMENTATION STRATEGIES

Monterey County has recognized the need of allocating and integrating resources in the continuum of strategies for offender management, particularly in three main arenas: 1) Supervision; 2) Rehabilitation; and 3) Custody.

From the beginning, Monterey County's approach to this historical and comprehensive system change has focused resources on four specific operational areas and one infrastructure area:

- Alternatives to Custody
- Community Supervision
- Support, Treatment, Rehabilitative and Reentry Services
- Custody
- Administration and Data Collection

Operational Area: Alternatives to Custody

1. Strategy: Pretrial Services and Residential Placement

Provider: Probation

The purpose of these services is to limit custody time, when appropriate, for adult defendants pending trial. The Adult Division Pretrial Unit is responsible for: a) Conducting an assessment to define risk for new crimes during pretrial, and risk of failure to appear; b) Providing recommendations to the Court for pretrial release and conditions; c) Providing Pretrial monitoring matched to risk level; and d) Managing pretrial violations.

A risk assessment and court report are prepared by the Pretrial Services Unit of in-custody individuals and upon referral from the Court. Those who are released onto pretrial are monitored for compliance with their release conditions and court appearances.

A Probation Aide facilitates the residential placement application process and transportation of inmates ordered by the Court to complete a Residential Treatment Program. The Probation Aide transports inmates directly from the jail to residential treatment programs throughout the Central Coast and Northern California.

2. Strategy: Early Resolution Court

Providers: District Attorney and Public Defender

The early resolution court generally carries the highest number of cases per day within the court system; most individuals with misdemeanor cases are arraigned in the early resolution court. The purpose of these proceedings is to give the client an opportunity to resolve their

cases in one court appearance when a just and fair resolution can be reached. The prosecution and defense quickly analyze the cases. The prosecutor makes an “early resolution plea” offer which is typically more advantageous to the client than what would be considered in the trial courts. The defense attorneys discuss the charges and facts of each case with all clients and make recommendations for disposition to accept or reject the offer. With the reclassification of some felony violations to misdemeanors over the past few years, the number of clients assisted in the early resolution court continues to grow and increase the benefits from this program.

Operational Area: Community Supervision

1. Strategy: Community Corrections Unit

Provider: Probation

Starting in October 2011, the Probation Department assumed community supervision responsibilities for the two new realigned populations, Post Release Community Supervision (PRCS) and Mandatory Supervision (MS). These offenders reentering the community after serving a state or local prison sentence are placed onto caseloads limited to a ratio of 50:1, with 50 offenders per probation officer. Upon release, each offender is assessed utilizing the Ohio Risk Assessment System (ORAS), and a case plan is developed, and referrals are made to address each offender’s needs and criminogenic risk factors. The level of services and supervision provided corresponds to the risk level of the offender. Higher risk offenders require the most intensive supervision and service delivery.

In addition to the Community Corrections Unit created to supervise the newly realigned prison populations, the Probation Department administers high-risk caseloads, and a very high-risk caseload, providing intensive supervision and access to AB109 funded services. Offenders who assess at a level of very high-risk are individuals currently active in criminal behavior or criminal thinking and are supervised at the highest level possible.

2. Strategy: Evidence Based Practices (EBP) and Fidelity

Provider: Probation

A cornerstone of Realignment is the implementation and use of Evidence Based Practices (EBP) with fidelity and quality assurance in community corrections. The blueprint for EBP in community corrections is to utilize a validated assessment tool, develop a case plan to address each of the top criminogenic risk factors, reduce resistance to change and solicit input through motivational interviewing, supervise by risk level, and develop a partnership with service providers to incorporate EBP’s in service delivery. Validating assessment scores, modeling the use of EBP through in-house training and leading facilitation of journaling groups are all part of Probation’s implementation efforts. Auditing the use of best practices in case management is done on an on-going basis.

3. Strategy: Electronic Monitoring

Provider: Probation

Electronic monitoring is a critical tool used to increase public safety when monitoring offenders in the community, and it provides a cost-effective alternative to detention. The Electronic Monitoring Program is administered by the Probation Department and involves the utilization of alcohol monitoring and GPS devices. AB109 Realignment funds cover Probation's agency funded populations, including individuals classified as PRCS, Mandatory Supervision, Pretrial, and Supervised Home Confinement.

4. Strategy: Rehabilitation/Day Reporting Center (DRC)

Provider: GEO Reentry Services

The Monterey County Day Reporting Center (DRC) is a nine to twelve-month evidence-based program that incorporates evidence-based and best practices in offender rehabilitation and re-entry. The DRC provides individually tailored programming for each client depending on their risk level and focuses targeted interventions based on specific criminogenic needs. The program provides a continuum of intense supervision, monitoring, cognitive behavioral treatment, and education services for moderate and high-risk adult participants with the objectives of reducing recidivism and increasing public safety. The DRC is located in Salinas, near the Probation Adult Division's offices, and is open 7 days a week.

5. Strategy: Therapeutic DUI Treatment Court

Providers: Probation and Behavioral Health

The Monterey County Superior Court operates a designated DUI Treatment Court utilizing an evidence-based therapeutic treatment court model. This is a problem-solving court designed to address public and roadway safety issues by providing long-term solutions to repeat DUI offenders. The program is designed to utilize close supervision and accountability, judicial oversight, and therapeutic and treatment interventions. The DUI Treatment Court program focuses on high-risk multiple DUI adult offenders, holding them accountable for their actions and instituting a protocol to facilitate lasting behavioral changes, which include regular testing for substance use and participation in self-help meetings or court-approved treatment programs, and supervision by Probation and other service providers.

The DUI Court Program is supported by the Court and involved Monterey County justice partners that include the Probation Department, District Attorney, Public Defender, Behavioral Health Bureau, and Office of the Sheriff.

6. Strategy: Victim Services

Provider: District Attorney

The Victim Assistance Advocate provides information and support to crime victims in close collaboration with Probation to address safety issues or concerns of victims; provides restitution information linking clients to resources and develops an adequate plan to collect restitution from defendants and assists CDCR in identifying and locating victims where restitution has been collected.

Operational Area: Support, Treatment, Rehabilitative, and Re-Entry Services

1. Strategy: Support/Employment

Provider: Rancho Cielo, Inc.

Rancho Cielo offers a structured job readiness and placement program for 18-25-year-old participants. The program lasts 6 months and offers job training and paid employment. It also includes training for soft skills, counseling, cognitive behavioral group therapy and an opportunity to earn a high school diploma or G.E.D.

Provider: Turning Point of the Central Coast, Inc.

Turning Point of Central California provides case management, which includes an assessment and individualized employment plan, job preparedness workshops and activities, as well as on-the-job training. Participants may also receive special training, equipment, tools, or materials needed for employment. On-going support is provided not only to secure employment, but also to maintain it. The program is located in Salinas near the Probation Department.

Provider: Workforce Development Board (WDB)

WDB's KickStart provides monthly pre-employment workshops and activities. Subsidized work experience and on-the-job training are also available. Case management is provided which includes an assessment and individualized employment plan. Specialized training programs, equipment, tools, and incentives are provided as appropriate. Case managers have a dedicated office at the Adult Probation Department.

2. Strategy: Support/Housing

Provider: Turning Point of the Central Coast, Inc.

Turning Point of Central California can provide, if needed, emergency housing in the form of motel vouchers and overnight stays at their reentry facility for up to 7 days, transitional housing for up to 180 days, and a housing incentive program. The Housing Incentive Program also provides case management, which includes an assessment, housing related case plan, and either referrals, coordination, or direct placement into short term emergency housing, interim housing, and transitional housing. Participants can also receive short term subsidized housing,

assistance with security deposits or first month rent. Financial assistance is incentive-based, and the participants must be in full compliance with their probation supervision and have the ability to maintain their housing independently. Transitional housing provides 20 beds for men and women, and includes all food and daily necessities, CBT groups and exit planning which requires the establishment of a savings account.

3. Strategy: Mental Health and Substance Abuse Treatment

Provider: Behavioral Health Bureau and CBO Service Providers (Sun Street Center, Door to Hope, Community Human Services, Valley Health Associates)

Behavioral Health staff are assigned to the AB109 and Access Probation/High Risk Offenders Program at the Monterey County Probation Department, Salinas office, and are tasked with service delivery to men and women on Post Release Community Supervision (PRCS), individuals on Mandatory Supervision pursuant to Penal Code Section 1170(h) (split sentences), and adults on formal probation who have been determined to be at high risk to reoffend. The primary goal is assisting in the reduction of recidivism risk by targeting factors that increase an individual's risk of reoffending. Behavioral Health staff work collaboratively with deputy probation officers to assess and link clients to community-based services, which can include substance abuse treatment, specialty mental health services for psychiatry care and medication management, case management, crisis intervention, brief individual therapy, and evidenced-based practice groups to target criminogenic risks and needs as identified by the Ohio Risk Assessment System administered by probation officers. All referrals made are part of a comprehensive approach used to reduce recidivism and improve community safety by addressing each risk factor.

4. Strategy: Re-Entry Services

Provider: GEO Reentry Services

Reentry is a daily, short-term orientation program that provides services during the first month of an offender's release from custody. This program provides a cognitive behavioral approach to introduce participants to a range of life skills in order to set the stage for a successful term of community supervision and break down any initial barriers to treatment so that participants may become "treatment ready" for longer term programs. During their time in the program, each offender is assessed and their immediate needs as well as short-term reentry goals are identified. Participants complete the program when their identified goals are achieved.

5. Strategy: Rehabilitation/Post Sentence Relief

Provider: Public Defender (PD)

The post sentence relief program provides legal consultation and processing requests for relief, e.g., expungements, reduction of felony convictions to misdemeanor convictions, sealing of records, etc. Staffing includes a deputy public defender and one legal support position. Clients reach out directly to the Public Defender's Office for assistance, are referred by local agencies,

or may attend community outreach sessions throughout the County attended by the PD post sentence relief team and by stakeholders.

Recently, the Public Defender received a grant to provide payment for live scans reflecting an individual's criminal history that is critical in determining what post sentence relief options are available to the client. As culture is changing from incarceration to treatment and intervention and with the passage of new State legislation: AB 2294 (diversion for repeat retail theft crimes); AB960 (compassionate release); AB2167 (crimes – alternatives to incarceration), SB731 (criminal records relief); SB1106 (criminal resentencing restitution); and SB1223 (criminal procedure – mental health diversion) there are more opportunities for post sentence relief.

The need for a full-time program manager in addition to current staffing has become apparent and essential to the success of this expanding program. In addition to post sentence relief, the program manager would manage CARE Court, and a rapid response team of social workers, interns, or legal assistants to conduct pre-arraignment in-custody interviews to obtain information regarding employment, housing, medical, and mental health to provide to the attorney and/or judge at time of arraignment. This additional information provides the court critical information to grant pre-trial release thereby reducing custodial time, loss of employment or housing, early intervention of mental health or substance abuse treatment, less disruption and turmoil for the family, and a safer community.

6. Strategy: Rehabilitation/Assessments and Referrals

Assessments, Evaluations, and Referrals

Provider: Public Defender

A Psychiatric Social Worker will provide assessments, evaluations, and referrals to treatment programs while working closely with the deputy public defender assigned to the case; this information is invaluable for the attorney in determining how to defend the case. Early assessments provide clients an opportunity to obtain treatment while their cases progress through the court system. At time of sentencing, the Courts will take into consideration the client's mental health and participation in treatment in formulating a just disposition of the case. This information can also lead to dismissal of charges, in some circumstances. The use of a social worker in conjunction with a criminal defense attorney promotes a more holistic approach in handling the Public Defender's cases.

Operational Area: Custody

1. Strategy: Custody

Provider: Office of the Sheriff

The jail staff manages our incarcerated population to assess offender classification based on risk level for placement in appropriate housing units and work crews. Staff also manages compliance and the coordination of activities within the jail and facility inspections/tours that occur on a

frequent basis. In addition, they coordinate the transportation of incarcerated persons to/from other counties' jails, community custody programs or fire camps, as well as medical services both within and outside the jail facility. Classification staff gather criminal intelligence and monitor incoming and outgoing communication, particularly for gang-related issues between the Norteño and Sureño gang members.

2. Strategy: In-Custody Medical Services

Provider: Wellpath

The increased jail population following PSR required an additional registered nurse at intake for screening and possible referral to hospital services, as well as funding for the incarcerated person healthcare program, increasing medical, mental health, and dental services to incarcerated persons. In addition, we have increased our discharge planning with those that are being released from custody and are ensuring they have the contacts of resources when they get out plus a 30-day prescription available to them of whatever medications they were prescribed while in our care. We also have increased our Medication Assisted Treatment (MAT) services to incarcerated persons that were already participating in a MAT program prior to their incarceration, and ensuring they continue their prescribed MAT medications and connect with counseling and SUD services while in the jail.

3. Strategy: In-Custody Programs/Victim Impact Program/Reintegration Circle Program

Provider: Restorative Justice Partners, Inc.

The Victim Impact Program assists the incarcerated person population in recognizing the impact of their criminal activity on victims and their families. Restorative Justice Partners, Inc. shares responsibility with detention facilities in the administration of the Victim Impact Program (VIP). Facilities staff teach the classroom materials provided by the Office of Victim Services' "Listen and Learn" Curriculum, and RJP, Inc. maintains a speaker's bureau of recovering victims of crime; the members deliver testimonials to the participants on specified dates. The planned Family Reintegration Circle pilot has shown marked successes. The program is focused on the whole person and their needs. We developed a written transition plan for the incarcerated person to successfully live an independent life. This transition plan will help increase and solidify the incarcerated person's support system and promote resilience and healing. The Reintegration Circle Program created the opportunity for the incarcerated person to drive their own process towards healing and reintegrating into society, and their familial situations.

4. Strategy: In-custody Support Services

The Programs Unit Team has been the catalyst for the change in culture and role in rehabilitating the incarcerated persons under jail care. The Corrections Program Manager continues to reach out to local CBOs and County partners to expand the types and number of program offerings, manages the research and implementation of evidence-based programs brought into the jail, and conducts community outreach activities. In addition to the variety of educational, religious, and vocational programs offered in the jail, the Programs Unit also hosts two Religious Events and two Job Fairs

each year where CBOs, religious groups, and local employers come together with our incarcerated population to offer them services and opportunities for when they are released from custody.

The Correctional Ombudsperson position is a conduit for the incarcerated population and their families to communicate with the Monterey County Jail staff. This position has been very effective in opening a dialogue between these groups while managing questions, complaints, and concerns regarding the care provided to the incarcerated people in our custody. The Correctional Ombudsperson has also been managing the incarcerated person's grievance/request system and the ADA concerns and needs in our facility. We will eventually be separating these responsibilities out to a full-time ADA/Grievance Coordinator, to ensure that each person has more time to fully answer the needs and concerns of both our community members and the incarcerated population.

5. Strategy: In-custody Reentry Services

Provider: GEO Reentry Services

GEO Reentry Services provides reentry services for adult offenders under the Sheriff's Office supervision. This short-term multidisciplinary reentry program provides the incarcerated persons at the Monterey County Jail with a structured reentry program prior to their release from incarceration. The program operates daily, Monday through Friday, and includes orientation, assessment, individualized service plans, substance abuse education/programming, cognitive and life skills development, parenting skills, family reintegration, and money management. Services also include employability, resume building, educational courses, socialization courses, and transitional reentry courses to prepare the incarcerated person to reenter the community to become productive citizens in Monterey County.

Infrastructure Area: Administration and Data Collection

Provider: Probation as Service Administrator

1. Strategy: PSR Program Administration

Multiple positions within the Probation Department provide administrative support to PSR and the CCP through generating reports, developing, and administering budgets and contract negotiation and management, preparing board reports, drafting MOUs between inter-department agencies, creating, and distributing CCP agendas and meeting minutes, and providing general information and support to external stakeholders and members of the public.

2. Strategy: Data Collection and Reporting

Formal data evaluation to understand the impact of Realignment was initially contracted through a consultant. However, it was determined that evaluating recidivism for the populations being served through AB109 programs would require obtaining more comprehensive data from the Court and creating additional internal infrastructure to integrate data from multiple

programs and sources. Currently, there is neither integration between individual county agencies nor with the Courts. A Service Management System module (SMS) integrated with Probation's Case Management System (CMS) is currently being utilized to collect program related data. The Probation Department is in the process of transitioning to a newly procured case management system that may allow for possible integration with court data.

3. Strategy: Staff Training

Funding is allocated to support training activities in field operations, case management, and use of evidence-based practices. Specialized training to help enhance the supervision of high-risk offenders and those responsible for the supervision of PRCS and Mandatory Supervision offenders is sought out and provided as often as possible.

BUDGET AND FUNDING PRIORITIES FY 2024-2025

The Public Safety Realignment Budget for FY 2023-2024 allocates funding to six County Departments: Probation (both for direct services and as a Service Administrator), Office of the Sheriff, Behavioral Health Bureau, Public Defender, District Attorney, and Workforce Development Board.

The Departments are funding direct services as well as programs through contracts with local services providers.

The philosophy and local framework for the implementation of Public Safety Realignment and management of the realigned populations aims at deploying resources with a balanced and wholistic approach.

This approach shares the available resources between alternatives to detention, community-based supervision combined with support, treatment and rehabilitative services, custody and in-custody programs, and reentry services, as well as services to victims of crime.

Monterey County Community Corrections Partnership					
AB109-Public Safety Realignment					
FY2024-25 Approved Budget as of 2/7/2024					
				CCP Approved Budget FY2024-25	
Major Program	Dept/Agency	Program/Service Description	FY2024-25 Staffing	Count y FTE	By Department Budget
Treatment	Behavioral Health	Assessment	4.0 FTE Psychiatric Social Worker II 1.0 Social Worker III	6.00	1,112,747
Treatment	Behavioral Health	Pharmacy	1.0 FTE Behavioral Health Unit Supervisor		20,000
Treatment	Behavioral Health	Outpatient/Residential (Substance Abuse & Dual Diagnosis)			620,000
Treatment	Behavioral Health	Other Special Department Expenses			10,000
Treatment	Behavioral Health	DUI Court	.30 FTE Case Manager/SWIII 7.0 FTE Psychiatric Social Worker II	1.00	189,281
				7.00	1,952,028
Supervision	Probation	Alternative to Detention	4.0 FTE Probation Officer II 2.0 FTE Probation Officer II 1.0 FTE Probation Officer III	4.00	931,978
Supervision	Probation	Pre-trial and Adult Placement	4.0 FTE Probation Aide	7.00	1,233,052
Supervision	Probation	Electronic Monitoring			468,000
Supervision	Probation	Community Corrections	8.0 FTE Probation Officer II 1.0 FTE Probation Officer III 1.0 Probation Services Manager 1.0 Office Assistant II	11.00	2,608,006
Supervision	Probation	Evidence Based Compliance	1.0 FTE Probation Officer III	1.00	244,936
Supervision	Probation	Training			37,500
Supervision	Probation	Data Eval/Fiscal & Program Compliance/Admin	1.0 FTE Management Analyst III 1.0 FTE Accountant I 1.0 FTE Business Tech Analyst II 1.0 FTE Management Analyst II 1.0 FTE Senior Secretary	5.00	1,337,188
Supervision	Probation	Program Manager II	1.0 FTE Program Manager II	1.00	246,129
Supervision	Probation	DUI Court	2.00 Probation Officer II	2.00	452,115
Supervision	Probation	Intensive Supervision	5.0 FTE Probation Officer II	5.00	1,163,976
Supervision	Probation	Family Violence	2.00 FTE Deputy Probation Officer II 1.00 FTE Office Assistant II	3.00	538,390
				39.00	9,261,270
Re-Entry	Probation - Service Administrator	WDB - Employment	1.00 FTE Workforce Dev Board Representative II .75 FTE Workforce Dev Board Representative III .25 FTE Office Assistant II/Sr. Secretary	2.00	500,455
Re-Entry	Probation - Service Administrator	Adult Day Reporting Center (ADRC)			792,000
Re-Entry	Probation - Service Administrator	Data Evaluation			45,000
Re-Entry	Probation - Service Administrator	Housing			921,840
Re-Entry	Probation - Service Administrator	Employment			593,658
Re-Entry	Probation - Service Administrator	Treatment			169,800
				2.00	3,022,753
Victim Services	District Attorney	Victim Services	1.0 FTE Victim Advocate	1.00	140,286
Alternative to Detention	District Attorney	Early Resolution Court-Deputy District Attorney IV	1.0 FTE Deputy District Attorney IV	1.00	340,772
Alternative to Detention	District Attorney	Racial Justice Act Program	1.0 FTE Deputy District Attorney IV	1.00	362,488
Alternative to Detention	District Attorney	Racial Justice Act Program	1.0 FTE Management Analyst II	1.00	163,777
				4.00	1,007,323
Custody	Sheriff	Supervision	1.0 FTE Deputy Sheriff - Classification	1.00	285,173
Custody	Sheriff	Transportation & Data Evaluation	1.0 FTE Deputy Sheriff -Transport 1.0 FTE Criminal Intelligence Specialist 1.0 FTE Management Analyst III 1.0 FTE Program Manager	4.00	986,271
Custody	Sheriff	Custody-Deputies Supervisor	1.0 FTE Sheriff's Sergeant	1.00	325,692
Custody	Sheriff	Jail Safety Equipment & Misc Supplies			33,000
Custody	Sheriff	In-Custody Treatment			137,917
Custody	Sheriff	Parole Beds in County			280,000
Custody	Sheriff	Jail Beds Out-of-County			20,000
Custody	Sheriff	Medical Escort Deputies and Transport	7.0 FTE Deputy Sheriff - Jail/Corrections	7.00	2,028,368
Custody	Sheriff	Intake Nurse Services			877,960
Custody	Sheriff	Inmate Healthcare Program			1,763,826
Custody	Sheriff	Victim Impact Program (VIP)			70,309
Custody	Sheriff	Accounting Clerical Supervisor	1.0 FTE Accounting Clerical Sup	1.00	177,763
				14.00	6,986,279
Alternative to Detention	Public Defender	Early Resolution Court - Public Defender IV	1.0 FTE Public Defender IV	1.00	344,593
Re-Entry	Public Defender	Post Sentence Relief	1.0 FTE Legal Secretary	1.00	175,299
Re-Entry	Public Defender	Assessment	1.0 FTE Psychiatric Social Worker II	1.00	221,977
Alternative to Detention	Public Defender	Racial Justice Act Program	1.0 FTE Public Defender IV	1.00	335,017
Alternative to Detention	Public Defender	Analytical Staff Support for justice programs	1.0 FTE Management Analyst III	1.00	181,788
Alternative to Detention	Public Defender	Post release and parole violation attorney	1.00 FTE Deputy Public Defender IV	1.00	296,448
				6.00	1,555,122
			FY 2024-25 Approved Budget Total:	72.00	23,784,775



Public Safety Realignment



Annual Statistical Report Fiscal Year: 2023-2024

October 23, 2024



Prepared by Monterey County Probation Department
Chief Probation Officer, Todd Keating



Monterey County

Public Safety Realignment Annual Report: FY 2023/24

Report Overview

California's Public Safety Realignment (AB109/117), enacted in October 2011, significantly impacted public safety agencies in Monterey County. These legislative changes altered the sentencing structure for new crimes, affecting jail population and composition, as well as the populations supervised by Probation.

The purpose of this report is to share statistical information related to realigned populations and service delivery in conjunction with the Community Corrections Partnership. The data presented in this report is primarily derived from Probation's case management system, Tyler Enterprise Supervision (ESUP), and the jail management system, Track Net. Additional statistics are collected from internal departmental staff.



Community Supervision

Public safety realignment resulted in a new type of probation supervision referred to as Community Supervision.” This population includes individuals who have served their prison sentence and are released to Probation for three years of supervision, known as Post Release Community Supervision (PRCS).

Additionally, community supervision encompasses individuals who, prior to October 2011, would have been sentenced to prison. Due to legislative changes, they are now sentenced to jail to serve a “local prison” sentence under Penal Code 1170(h). The court has the option to split this sentence, allowing a portion of the jail time to be served on “Mandatory Supervision.” In other words, after a designated time in jail, the remainder of the sentence is served in the community under Mandatory Supervision.

The data below reflects cases supervised and numbers of people released from custody for supervision.

Chart 1

PRCS and Mandatory Supervision Cases Active (FY23-24)

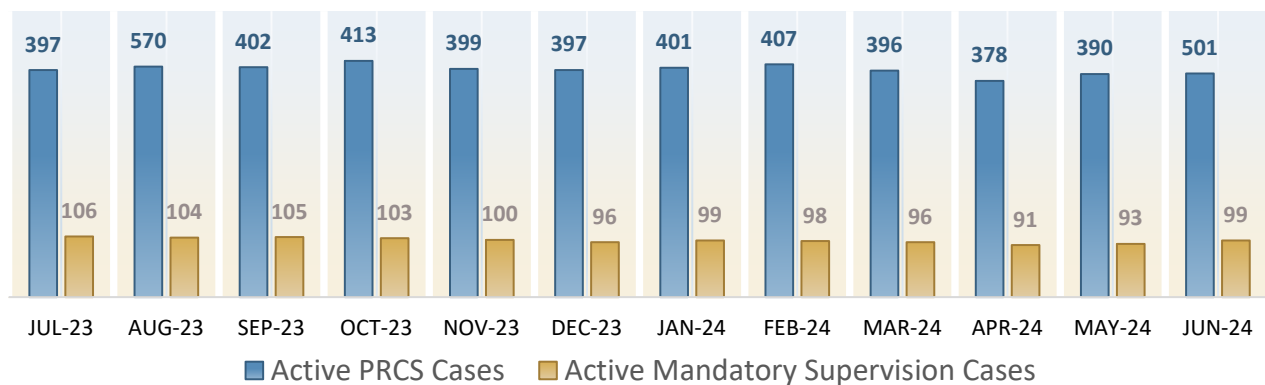
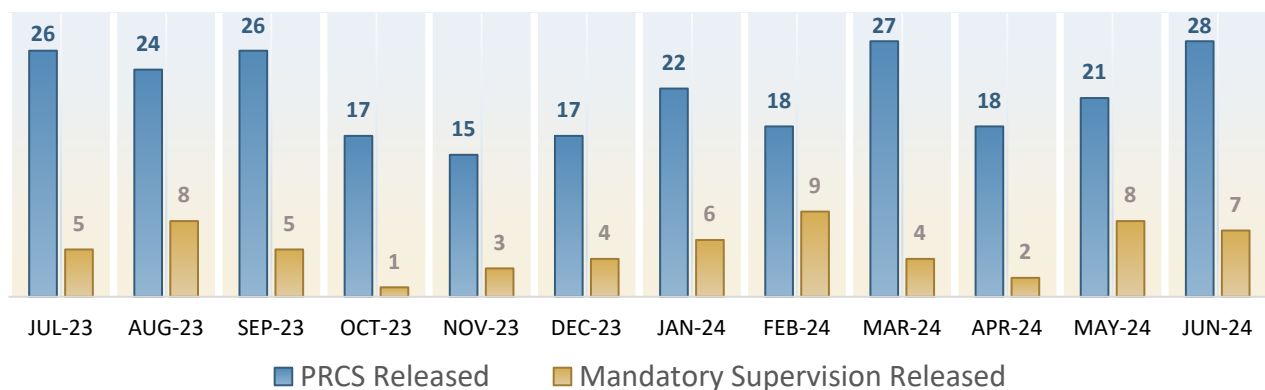


Chart 2

PRCS and Mandatory Supervision Cases: Released from Custody Each Month (FY23-24)



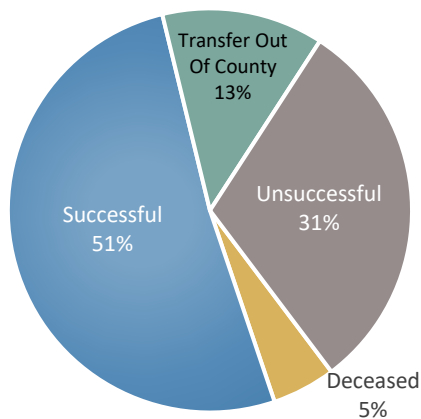


Community Supervision Case Outcomes

Case closures are presented for those that were active on PRCS and Mandatory Supervision (MS) during the fiscal year.

Chart 3

PRCS Cases Closed



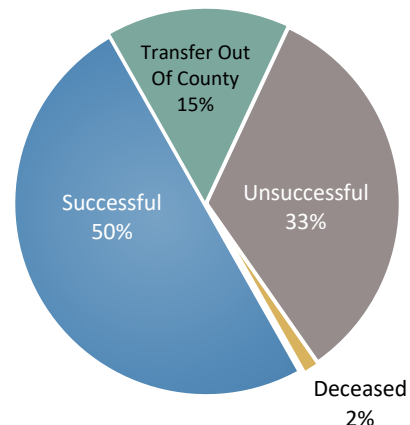
Total Number of Cases Active the FY: 641
Number of cases closed: 228

Table 1

PRCS Unsuccessful Reasons	
Violation for a Technical	0%
Violation for New Misdemeanor	0%
Violation for New Felony	100%

Chart 4

Mandatory Supervision Cases Closed



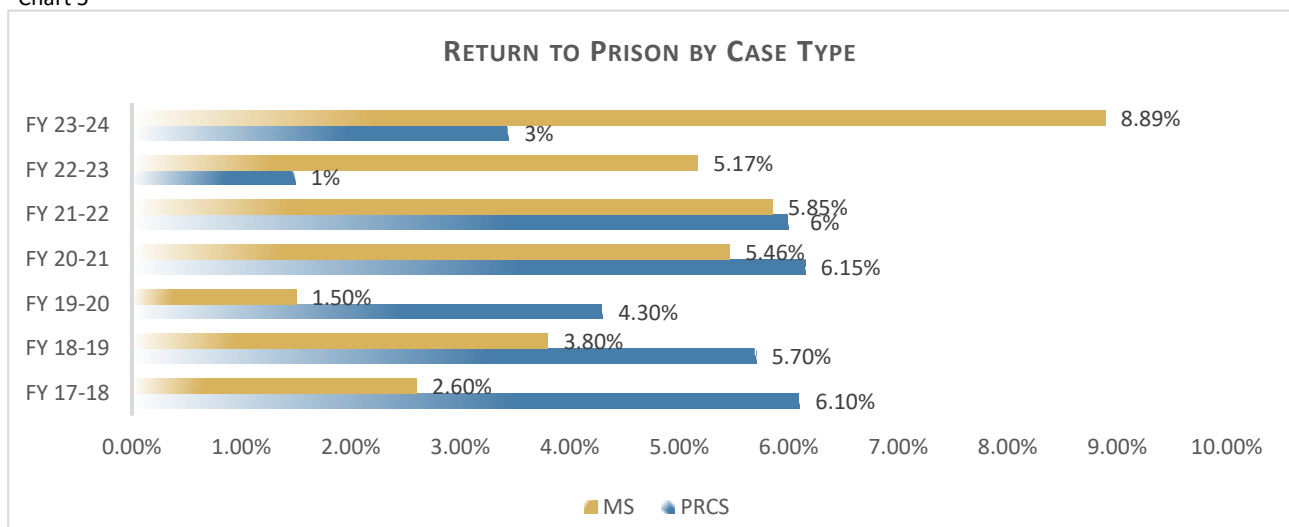
Total Number of Cases Active the FY: 148
Number of cases closed: 60

Table 2

Mandatory Supervision Unsuccessful Reason:	
Violation for a Technical	0%
Violation for New Misdemeanor	0%
Violation for New Felony	100%

This chart represents the percentage of Mandatory Supervision and PRCS clients sentenced to prison as a result of new felony convictions from FY 2017-2018 to FY 2023-2024.

Chart 5





Monterey County

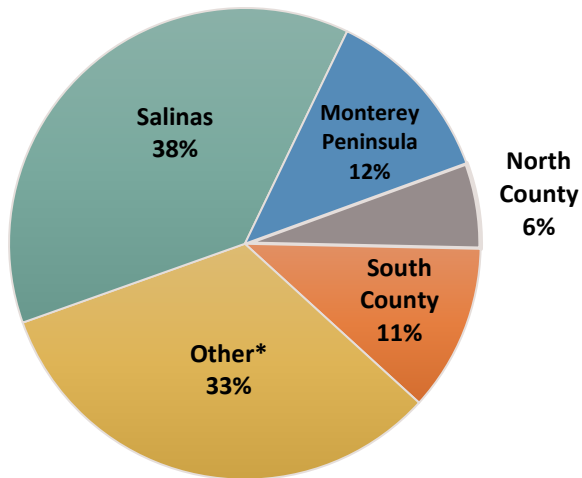
Public Safety Realignment Annual Report: FY 2023/24

Chart 6

Demographic data represents individuals who had an active PRCS or Mandatory Supervision case during the FY 2023-2024.

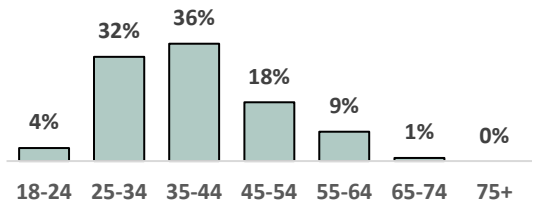
N = 687

Geographic Residency

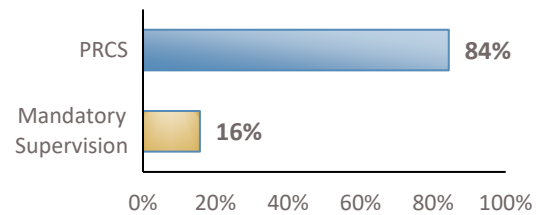


*Other includes out of county or unknown

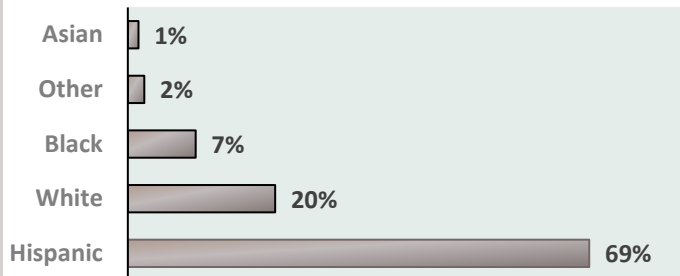
Age Range



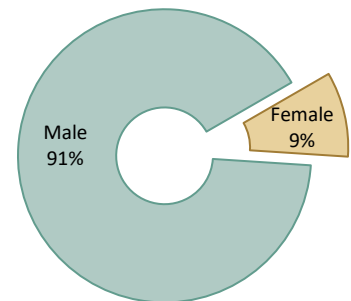
Community Supervision



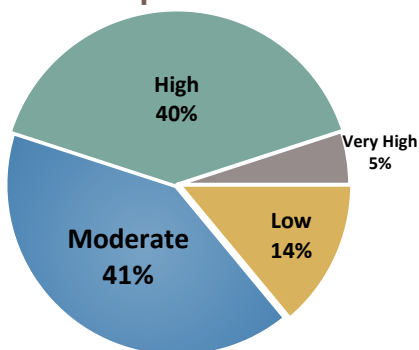
Race/Ethnicity



Gender



Levels of Risk and Supervision



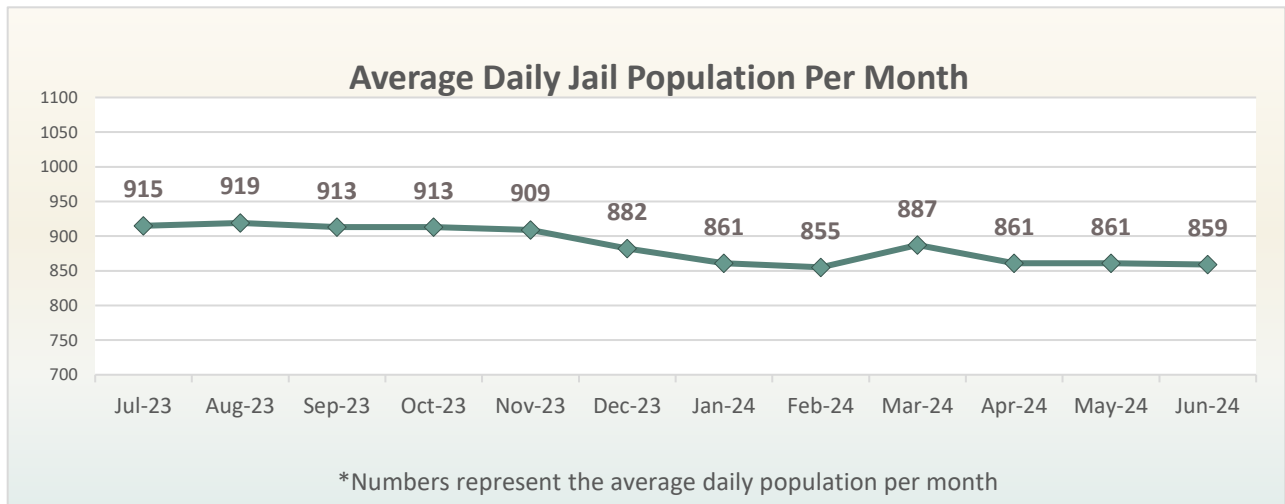
Risk Assessment: Probation utilizes the ORAS (Ohio Risk Assessment System) to calculate an individuals' risk to re-offend. Effective probation supervision utilizing evidence-based practices indicate that those with a score of moderate to high are most likely to benefit from rehabilitative services. Supervision and services correlate with risk to reoffend; those that are at a higher risk are monitored more closely.



Monterey County Jail

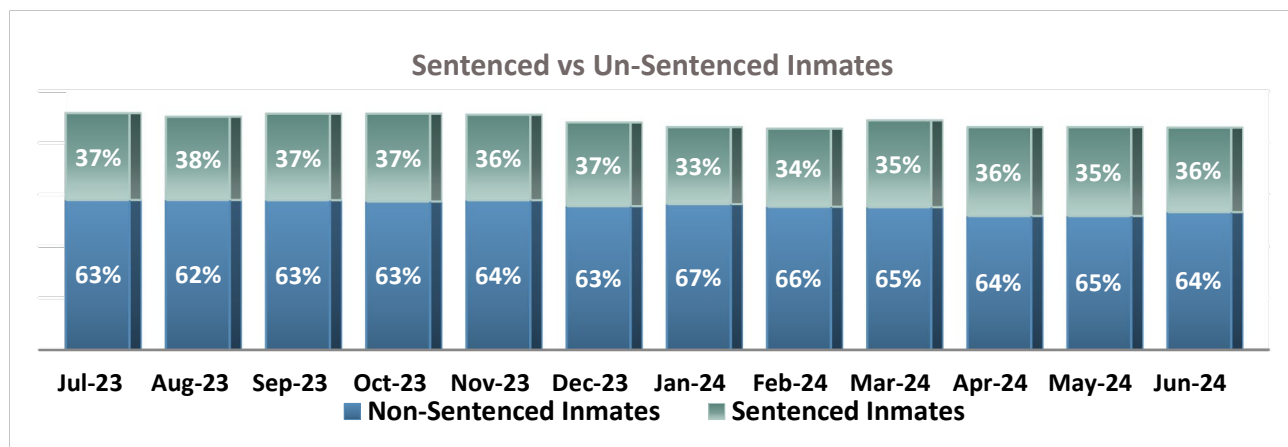
This chart represents the average daily jail population by month for the 2023-2024 fiscal year.

Chart 7



The Monterey County Jail Population includes those who have not yet been sentenced as well as those sentenced to a specific amount of custody time. The un-sentenced population reflected below are those in custody who do not have a scheduled release date, including those who are alleged to have violated the terms and conditions of their parole or probation.

Chart 8





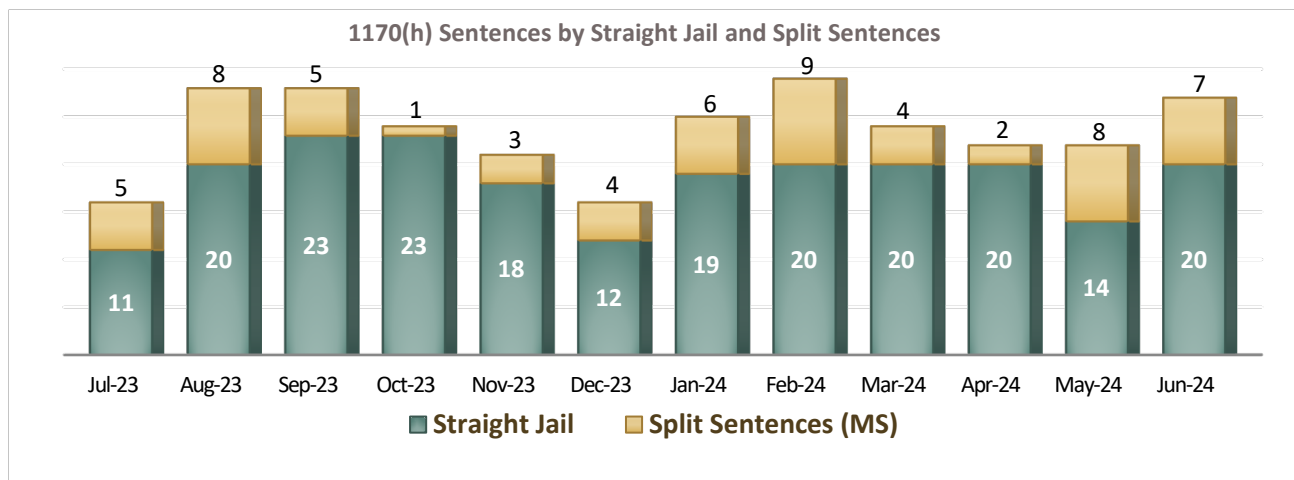
Monterey County

Public Safety Realignment Annual Report: FY 2023/24

Public safety realignment expanded the jail population to include offenders eligible and sentenced pursuant to PC 1170(h). These individuals would previously have been sent to prison but are now serving their sentence in county jail. This is commonly referred to as a local prison sentence or 1170(h) sentence.

Realignment gave the courts the ability to split an 1170(h) sentence, allowing a portion of it to be served on “Mandatory Supervision.” The chart below represents the number of 1170(h) straight jail sentences and the number of split sentences released on Mandatory Supervision during the fiscal year.

Chart 9



This table reflects the number of 1170(h) inmates in jail custody at the end of each month in fiscal year 2023-2024.

Table 3

1170(h) Inmates in Custody at the End of Each Month											
Jul	Aug	Sep	Oct	Nov	Dec	Jan	Feb	Mar	Apr	May	Jun
105	110	111	89	97	90	81	81	82	84	87	76

This table represents the percentage of sentenced in jail custody at the end of each month.

Table 4

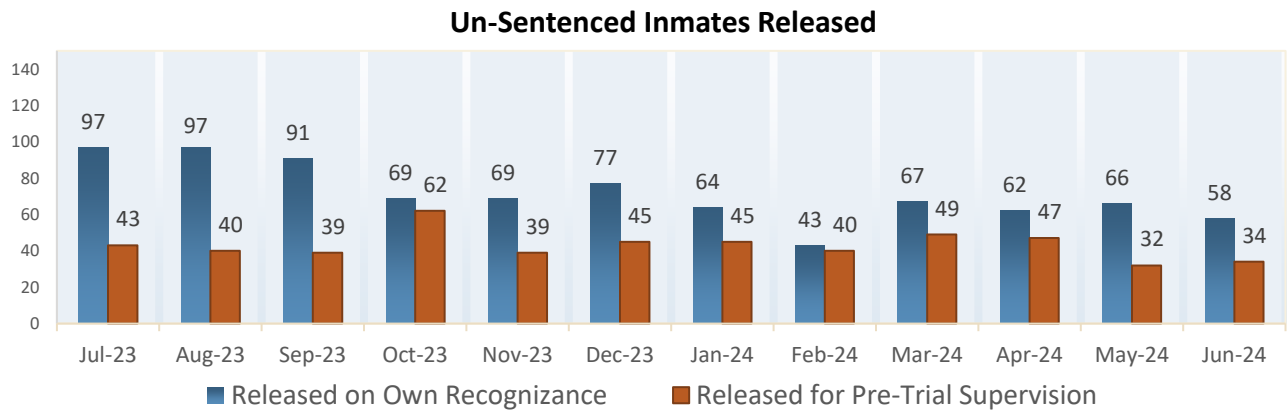
Percentage of Sentenced Jail Population serving an 1170(h) Sentence											
Jul	Aug	Sep	Oct	Nov	Dec	Jan	Feb	Mar	Apr	May	Jun
31%	34%	33%	26%	29%	28%	27%	27%	24%	24%	25%	23%



Alternatives to Custody

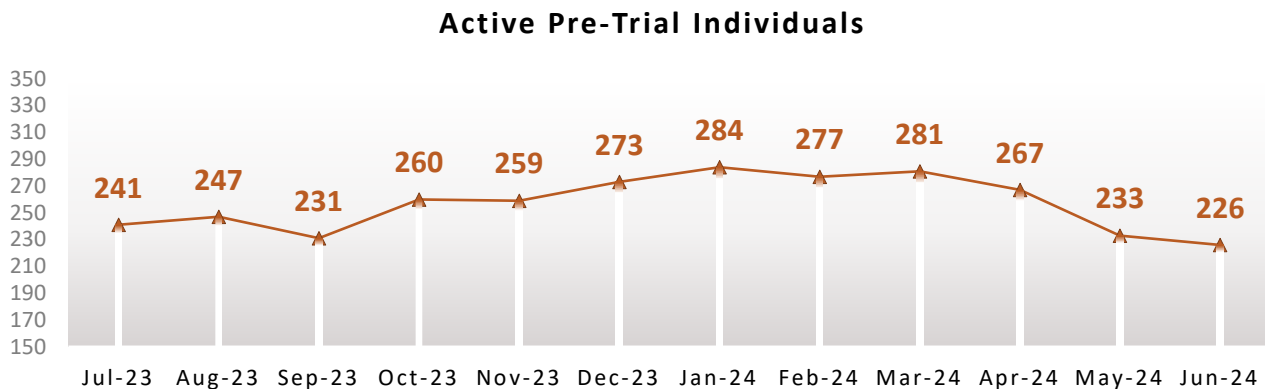
Many inmates who have not yet been sentenced are released on their own recognizance, while some are placed under Pre-Trial Supervision by a superior court judge. This chart represents the number of individuals released each month over the last fiscal year, distinguishing between those released on their own recognizance and those released with pre-trial supervision.

Chart 10



The Probation Department completes risk assessments and court reports prior to arraignment for newly booked inmates that are potentially eligible for release. The court then determines who will remain in custody and who will be released for pretrial supervision pending their subsequent court appearances.

Chart 11





Monterey County

Public Safety Realignment Annual Report: FY 2023/24

Work Alternative Program

The Monterey County Jail Work Alternative Program allows offenders to perform physical labor as an alternative to jail custody. Participants are booked and enrolled in the program and are assigned a future date to report for their work assignments.

Table 5

FY 2023-2024	JUL	AUG	SEP	OCT	NOV	DEC	JAN	FEB	MAR	APR	MAY	JUN
New Bookings Per Month	91	135	114	150	136	68	163	131	132	185	161	205

Supervised Home Confinement

Supervised Home Confinement (SHC) allows offenders sentenced to county jail to participate in a home detention program instead of serving time in jail. The program employs global positioning system technology to monitor participants who voluntarily apply. Approved participants are released with a non-removable, cellular-based tracking device and are supervised by the Probation Department.

Table 6

FY 2023-2024	JUL	AUG	SEP	OCT	NOV	DEC	JAN	FEB	MAR	APR	MAY	JUN
People Placed on SHC Each Month	32	44	32	39	37	18	31	34	34	50	44	46

Residential Substance Abuse Placement

Many inmates require treatment in a residential setting to address substance abuse and addiction. By facilitating their application process and transporting them directly from custody to the treatment facility, numerous individuals are able to be released from jail prior to completing their sentence.

Table 7

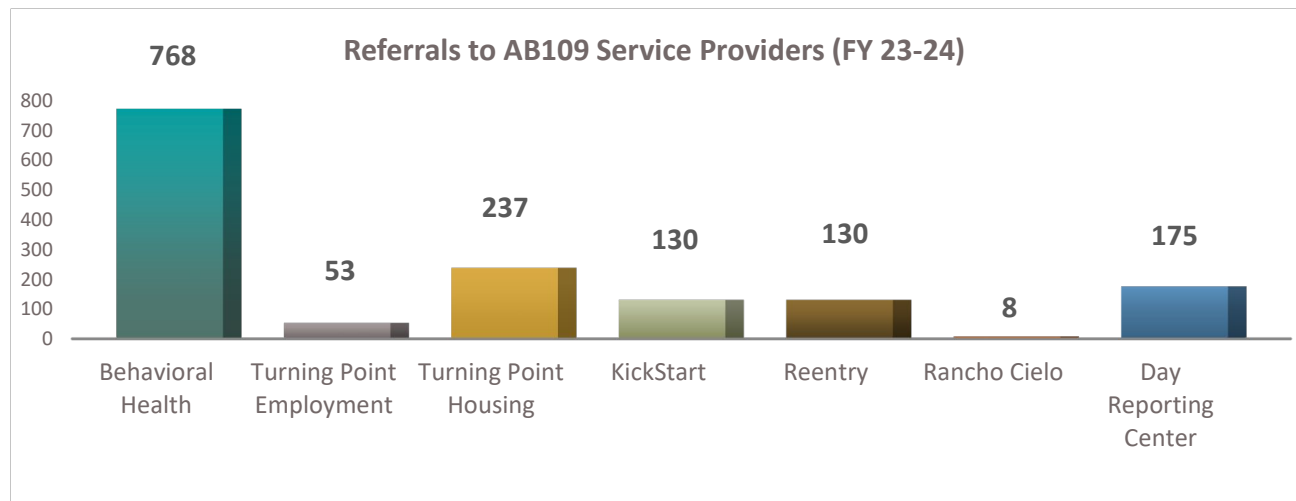
FY 2023-2024	JUL	AUG	SEP	OCT	NOV	DEC	JAN	FEB	MAR	APR	MAY	JUN
Residential Substance Abuse Placements Each Month	13	24	16	14	13	9	11	8	7	13	14	15



AB109 Service Provider Referrals

During fiscal year 2023-2024, Probation made a total of 1,501 service referrals for those under community supervision and assessed to be “high risk” to re-offend.

Chart 12



N = 1501



Appendix A: Charts and Tables

Chart 1: PRCS and Mandatory Supervision Cases Active (FY 23-24)	2
Chart 2: PRCS and Mandatory Supervision Cases: Released from Custody (FY 23-24)	2
Chart 3: PRCS Cases Closed	3
Chart 4: Mandatory Supervision Cases Closed	4
Table 1: PRCS Unsuccessful Reason.....	3
Table 2: Mandatory Supervision Unsuccessful Reason.....	3
Chart 5: Return to Prison by Case Type.....	3
Chart 6: Community Supervision Demographic Data.....	4
Chart 7: Average Daily Jail Population Per Month.....	5
Chart 8: Sentenced vs Un-Sentenced Inmates	5
Chart 9: 1170(h) Sentences by Straight Jail and Mandatory Supervision	6
Table 3: 1170(h) Inmates in Custody at the End of Each Month.....	6
Table 4: Percentage of Sentenced Jail Population Serving an 1170(h) Sentence.....	6
Chart 10: Un-Sentenced Inmates Released.....	7
Chart 11: Active Pre-Trial Individuals.....	7
Table 5: Work Alternative Program: New Bookings Per Month.....	8
Table 6: Supervised Home Confinement: People Placed on SCH each Month	8
Table 7: Residential Substance Abuse Placement: Inmates Released each Month	8
Chart 12: Referrals to AB109 Service Providers (FY 23-24)	9